



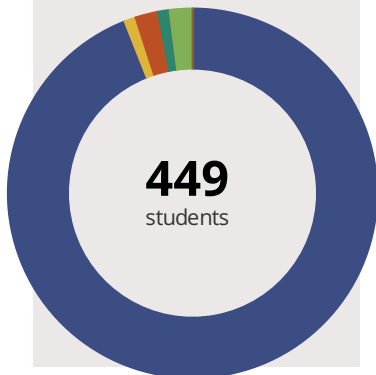
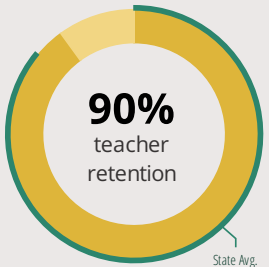
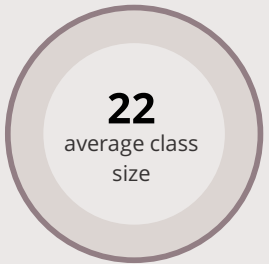
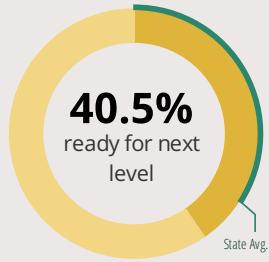
EUREKA MIDDLE SCHOOL

2005 S MAIN ST EUREKA, IL 61530 1661 (309) 467-3771

Grades: 5-8
District: EUREKA CUD 140

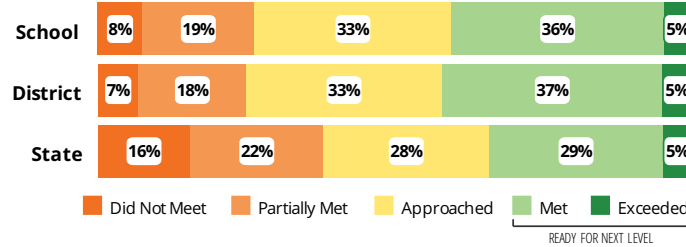
Principal: Mr. Kelly Nichols
Superintendent: Mr. Robert Bardwell

FAST FACTS



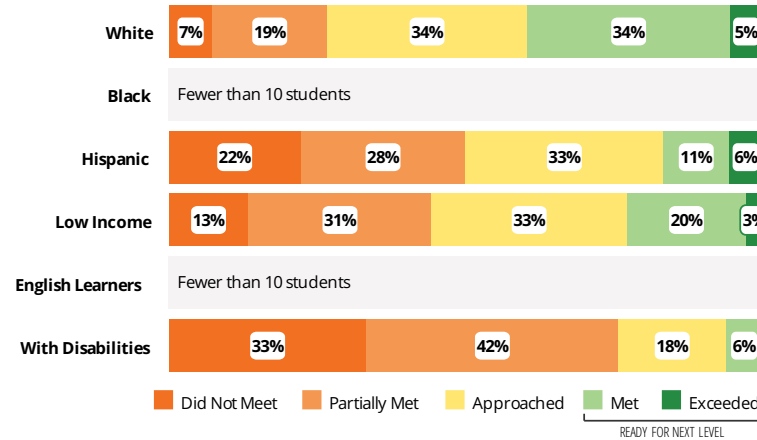
Academic Success

All Illinois students in grades 3-8 take the PARCC assessment each year. High school students take the SAT in Math and English Language Arts.



Success by Student Group

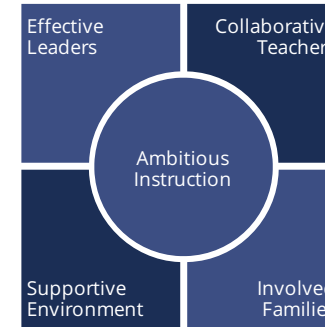
This display shows PARCC performance levels for each student group. No data is shown for groups with fewer than 10 students.



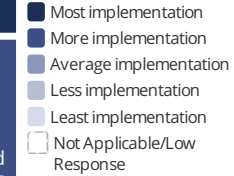
Student Characteristics

White	94%	Low Income	23%
Black	1%	English Learners	0%
Hispanic	2%	With Disabilities	12%
Asian	1%	Homeless	1%
American Indian	0%		
Two or More Races	2%		
Pacific Islander	0%		

School Environment



The **5Essentials Survey** allows students in grades 6-12 and all teachers to share their perspectives on essential conditions for learning. The anonymous survey consists of 5 components.



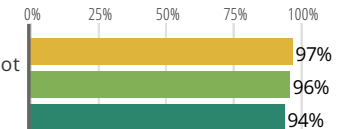
Response Rates	
Students	96%
Teachers	100%

- More Effective Leaders**
Do principals and teachers implement a shared vision for success?
- Most Collaborative Teachers**
Do teachers collaborate to promote professional growth?
- More Ambitious Instruction**
Are the classes challenging and engaging?
- Most Supportive Environment**
Is the school safe, demanding, and supportive?
- More Involved Families**
Does the entire staff build strong external relationships?

Student Attendance and Mobility

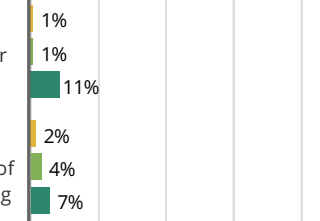
Attendance Rate

Rate at which students are present at school, not including excused or unexcused absences



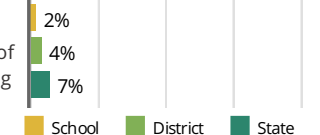
Chronic Truancy Rate

Percentage of students who have been absent without valid reasons for 5% or more of regular school days



Student Mobility

Percentage of students who transfer in or out of the school during the school year, not including graduates





EUREKA MIDDLE SCHOOL

School Highlights

Academic Courses
Algebra PreAlgebra

Physical Education, Health and Wellness
Adventure Education Program Heart Rate Monitors

Other Programs and Activities
Drama/Theatre, Homework Club, Lego League, Library Advisory Board, Scholastic Bowl, Student Council/Government

School Awards

Career Development Courses and Programs

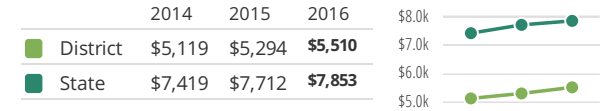
Athletics
Boy's Baseball, Boy's Basketball, Boy's Cross Country, Boy's Track & Field, Boy's Wrestling, Girl's Basketball, Girl's Competitive Cheerleading, Girl's Cross Country, Girl's Softball, Girl's Track & Field, Girl's Volleyball, Intramural Sports

School Personnel Resources
Paraprofessional, Reading Teacher, School Psychologist, School Social Worker, Special Education Teacher, Speech/Language Paraprofessional

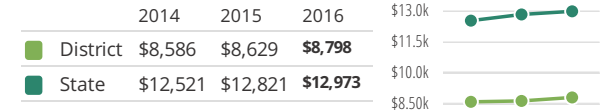
Facilities

District Finance

Instructional Spending per Pupil includes only the activities directly dealing with the teaching of students or the interaction between teachers and students.



Operational Spending per Pupil includes all costs for overall operations in this school's district, including Instructional Spending, but excluding summer school, adult education, capital expenditures, and long-term debt payments.



Educator Measures

This school has had **2 principal(s)** over the past 6 years. In the last three years, an average of **90% of teachers** return to this school each year.

FOR MORE INFORMATION

Visit IllinoisReportCard.com to see additional details about each item of information for this school. There you will find charts spanning multiple years, detailed explanations, resources, more of the school's programs and activities, and powerful tools that let you dig deeper into data.

Most of this data has been collected by ISBE from school districts through data systems. Some information, such as the School Highlights, is entered directly by principals and can be updated throughout the year.