



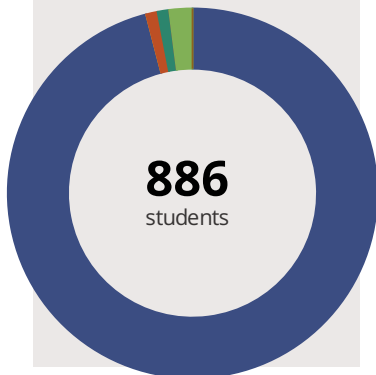
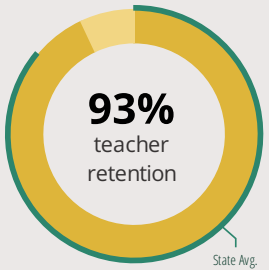
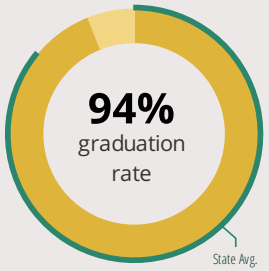
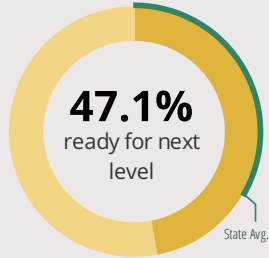
WATERLOO HIGH SCHOOL

505 E BULLDOG WATERLOO, IL 62298 0130 (618) 939-3455

Grades: 9-12
District: WATERLOO CUSD 5

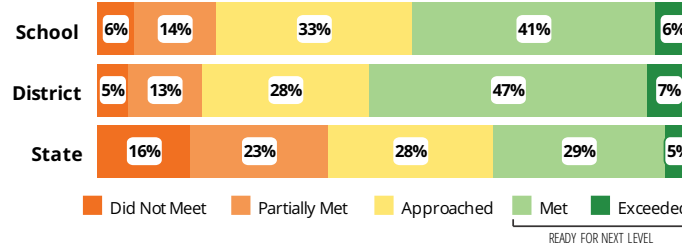
Principal: Lori Costello
Superintendent: Mr. Brian Charron

FAST FACTS



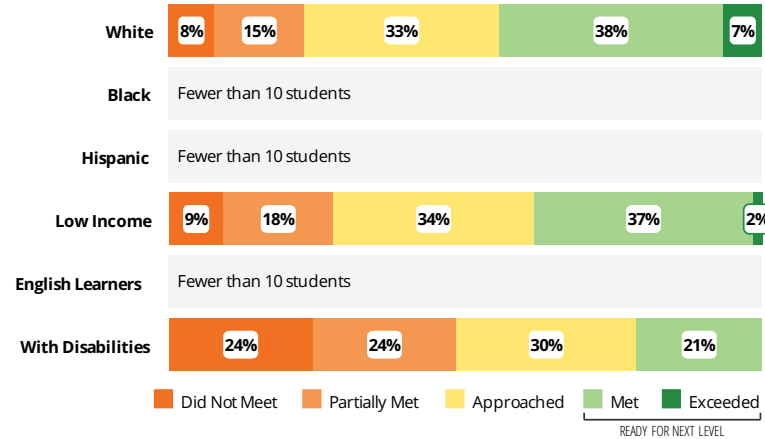
Academic Success

All Illinois students in grades 3-8 take the PARCC assessment each year. High school students take the PARCC in specific Math or English Language Arts (ELA) courses.



Success by Student Group

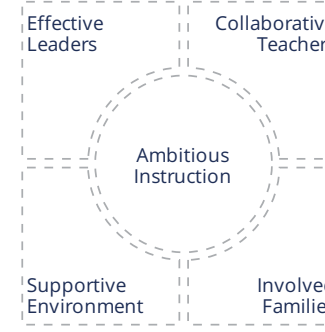
This display shows PARCC performance levels for each student group. No data is shown for groups with fewer than 10 students.



Student Characteristics

White	95%	Low Income	21%
Black	0%	English Learners	0%
Hispanic	1%	With Disabilities	14%
Asian	1%	Homeless	3%
American Indian	0%		
Two or More Races	2%		
Pacific Islander	0%		

School Environment



The **5Essentials Survey** allows students in grades 6-12 and all teachers to share their perspectives on essential conditions for learning. The anonymous survey consists of 5 components.

- Most implementation
- More implementation
- Average implementation
- Less implementation
- Least implementation
- Not Applicable/Low Response

Response Rates

Students	-
Teachers	-

Effective Leaders

Do principals and teachers implement a shared vision for success?

Collaborative Teachers

Do teachers collaborate to promote professional growth?

Ambitious Instruction

Are the classes challenging and engaging?

Supportive Environment

Is the school safe, demanding, and supportive?

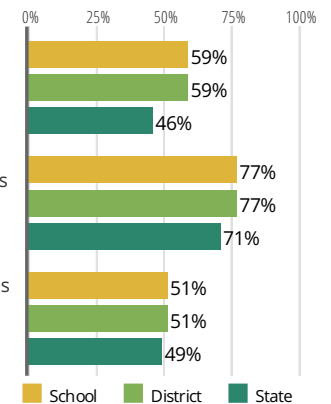
Involved Families

Does the entire staff build strong external relationships?

College Readiness

Ready for College Coursework

Students who meet or exceed ACT college readiness benchmarks



Postsecondary Enrollment

Students who enroll at colleges and universities

Postsecondary Remediation (lower is better)

Students enrolled in Illinois community colleges who require remedial coursework



WATERLOO HIGH SCHOOL

School Highlights

Academic Courses

Band, Choir, Construction Trades II, Construction Trades III, Engineering, English/Language Arts IV (12th grade), German I, German I-II, German I-III, German I-IV, Health Occupations Skill Development, Home Economics/Family and Consumer Science, Music Theory, Personal Finance, PLTW: Principles of Engineering, Political Science, Sociology, Spanish I, Spanish I-II, Spanish I-III, Spanish I-IV, Statistics, Theater, U.S. History-Comprehensive

Physical Education, Health and Wellness

Health Education Courses, Personal Fitness, Weight Lifting/Toning

Other Programs and Activities

8-9th Grade Transition Workshops, Art Club, Auditorium Tech Crew, Career Education Events, Chess Club, Conflict Resolution, Drama/Theatre, Family Nights, Forensics/Speech Teams, Journalism Club, Language Clubs, Marching Band, Math Club, National Honor Society, Scholastic Bowl, Science Club, Student Council/Government, Tutoring Program, Writer's Workshop, Yearbook Club

School Awards

Academic Assembly, Male/Female Athlete of the Year, MVP, Teacher of the Month, Top Dog Award, Volunteer of the Year

Career Development Courses and Programs

Accounting I, Agricultural Business Management, Automotive Technician I, Automotive Technician II, Basic Agricultural Mechanics, Biological Science Applications in Agriculture - Animals, Biological Science Applications in Agriculture - Plants, Business and Technology Concepts, Child Development and Parenting, Computer Concepts and Software Applications, Construction Trades I, Construction Trades II, Culinary Occupations I, Family and Career Relationships, Family Resource Management and Planni...

Athletics

Boy's Baseball, Boy's Basketball, Boy's Bowling, Boy's Cross Country, Boy's Football, Boy's Golf, Boy's Soccer, Boy's Tennis, Boy's Track & Field, Boy's Wrestling, Color Guard, Conditioning and Fitness Classes, Girl's Basketball, Girl's Bowling, Girl's Competitive Cheerleading, Girl's Cross Country, Girl's Golf, Girl's Soccer, Girl's Softball, Girl's Tennis, Girl's Track & Field, Girl's Volleyball

School Personnel Resources

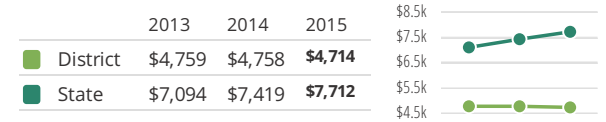
General Administrator or General Supervi, Librarian/Media Specialist, Paraprofessional, School Guidance Counselor, School Social Worker, Special Education Teacher

Facilities

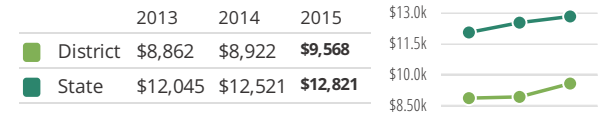
Most of this data has been collected by ISBE from school districts through data systems. Some information, such as the School Highlights, is entered directly by principals and can be updated throughout the year.

District Finance

Instructional Spending per Pupil includes only the activities directly dealing with the teaching of students or the interaction between teachers and students.



Operational Spending per Pupil includes all costs for overall operations in this school's district, including Instructional Spending, but excluding summer school, adult education, capital expenditures, and long-term debt payments.



Educator Measures

This school has had **2 principal(s)** over the past 6 years. In the last three years, an average of **93% of teachers** return to this school each year.

Student Attendance and Mobility

Attendance Rate

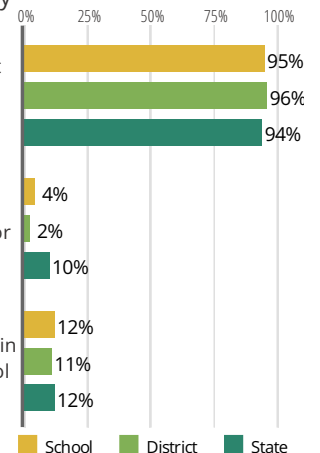
Rate at which students are present at school, not including excused or unexcused absences

Chronic Truancy Rate

Percentage of students who have been absent without valid reasons for 5% or more of regular school days

Student Mobility

Percentage of students who transfer in or out of the school during the school year, not including graduates



FOR MORE INFORMATION

Visit IllinoisReportCard.com to see additional details about each item of information for this school. There you will find charts spanning multiple years, detailed explanations, resources, more of the school's programs and activities, and powerful tools that let you dig deeper into data.