



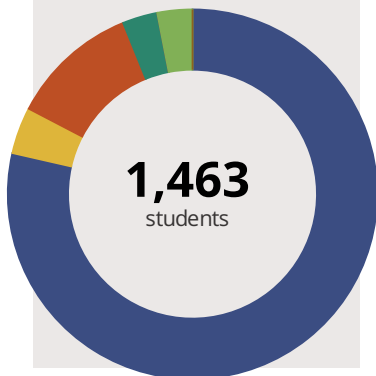
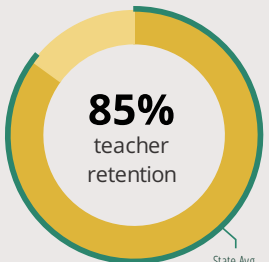
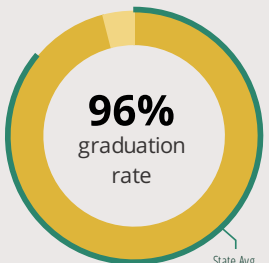
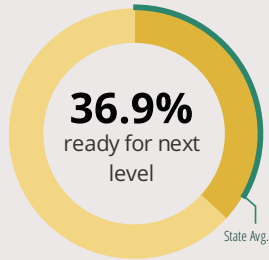
LAKES COMMUNITY HIGH SCHOOL

1600 EAGLE WAY LAKE VILLA, IL 60046 7477 (847) 838-7100

Grades: 9-12
District: CHSD 117

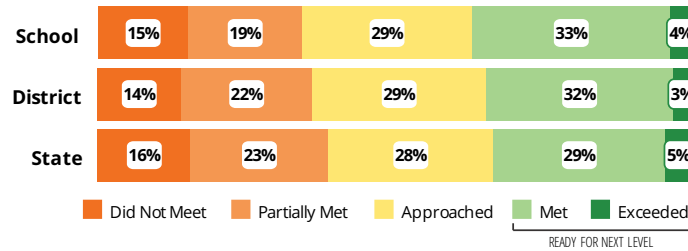
Principal: Mr. David Newberry
Superintendent: Mr. Jim Mckay

FAST FACTS



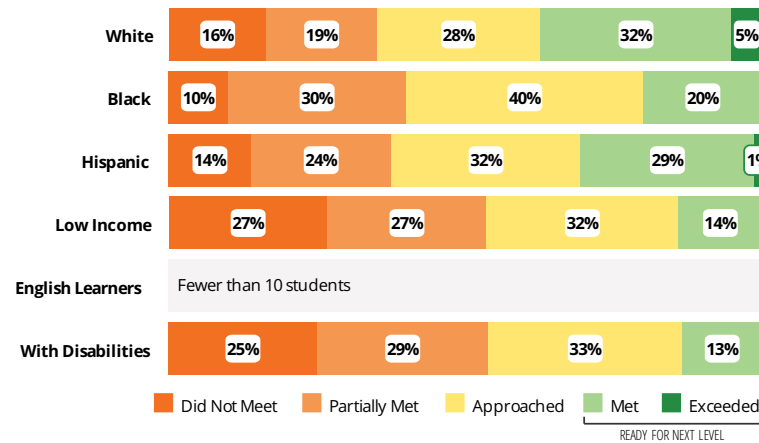
Academic Success

All Illinois students in grades 3-8 take the PARCC assessment each year. High school students take the PARCC in specific Math or English Language Arts (ELA) courses.



Success by Student Group

This display shows PARCC performance levels for each student group. No data is shown for groups with fewer than 10 students.

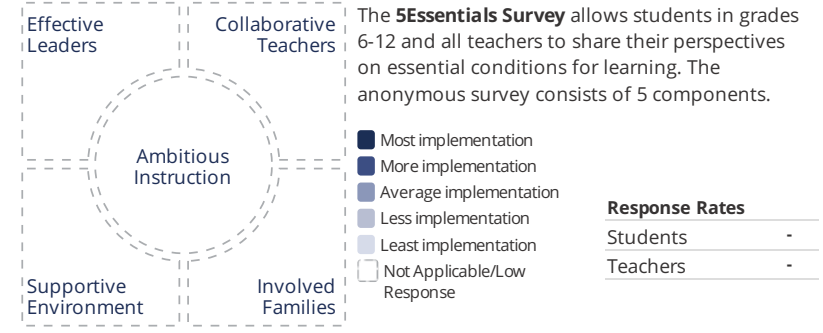


Student Characteristics

White	77%	Low Income	15%
Black	4%	English Learners	0%
Hispanic	11%	With Disabilities	15%
Asian	3%	Homeless	1%
American Indian	0%		
Two or More Races	3%		
Pacific Islander	0%		

School Environment

The **5Essentials Survey** allows students in grades 6-12 and all teachers to share their perspectives on essential conditions for learning. The anonymous survey consists of 5 components.



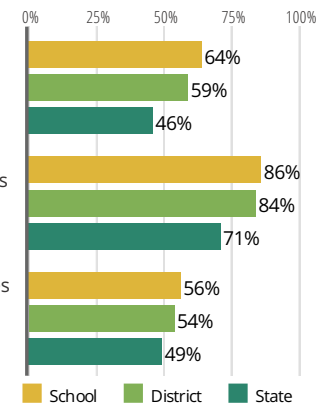
Response Rates

Students	-
Teachers	-

- Effective Leaders**
Do principals and teachers implement a shared vision for success?
- Collaborative Teachers**
Do teachers collaborate to promote professional growth?
- Ambitious Instruction**
Are the classes challenging and engaging?
- Supportive Environment**
Is the school safe, demanding, and supportive?
- Involved Families**
Does the entire staff build strong external relationships?

College Readiness

Ready for College Coursework
Students who meet or exceed ACT college readiness benchmarks



Postsecondary Enrollment
Students who enroll at colleges and universities

Postsecondary Remediation (lower is better)
Students enrolled in Illinois community colleges who require remedial coursework



LAKES COMMUNITY HIGH SCHOOL

School Highlights

Academic Courses

LCHS offers a comprehensive set of courses across nine academic departments. In addition to wide range of AP offerings, LCHS has a robust slate of dual credit courses, world language opportunities, and fine/applied art classes, as part of the our electives aimed at meeting the needs and interests of our students.

Physical Education, Health and Wellness

LCHS values the physical education & health of its students. We offer a variety of classes that all focus on personal fitness and lifelong activities.

Other Programs and Activities

LCHS values the importance of community service & involvement. Participation in activities/clubs is a platform for students to contribute to the school and beyond. Partnerships have been established, affording students & families opportunities to positively impact their surrounding community.

School Awards

Lakes Community High School's staff and students have been recognized for their accomplishment by Those Who Excel, The College Board, ACT, Newsweek, and US News and World Report.

Career Development Courses and Programs

LCHS offers a variety courses in business, family consumer science, and technology education as a part of our Career and Technical Education department. LCHS students may chose to attend partial days at the Lake County Technology Campus, which can also be taken for dual credit.

Athletics

LCHS offers a well rounded list of sporting and recreational activities to its students; 23 are recognized by the IHSA. The various programs are divided into 3 seasons: fall, winter, and spring. LCHS student athletes compete throughout the school year as part of the North Suburban Conference.

School Personnel Resources

Department Chair, General Administrator or General Supervi, Librarian/Media Specialist, Paraprofessional, Reading Specialist, School Guidance Counselor, School Nurse, School Psychologist, School Social Worker, School Social Worker Intern, Special Education Teacher, Student Dean, Technology Specialist

Facilities

LCHS is a comprehensive high school located on roughly 100 acres with ample green space. The building consists 261,181 sq.ft. divided into three wings. The A wing houses all athletics and the cafeteria. The B wing houses all the Fine Arts classrooms and the auditorium. The C wing houses all the general classrooms and science labs.

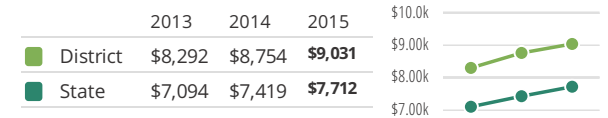
FOR MORE INFORMATION

Visit IllinoisReportCard.com to see additional details about each item of information for this school. There you will find charts spanning multiple years, detailed explanations, resources, more of the school's programs and activities, and powerful tools that let you dig deeper into data.

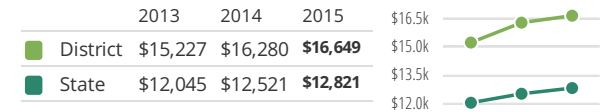
Most of this data has been collected by ISBE from school districts through data systems. Some information, such as the School Highlights, is entered directly by principals and can be updated throughout the year.

District Finance

Instructional Spending per Pupil includes only the activities directly dealing with the teaching of students or the interaction between teachers and students.



Operational Spending per Pupil includes all costs for overall operations in this school's district, including Instructional Spending, but excluding summer school, adult education, capital expenditures, and long-term debt payments.



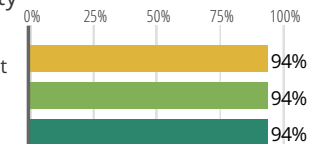
Educator Measures

This school has had **2 principal(s)** over the past 6 years. In the last three years, an average of **85% of teachers** return to this school each year.

Student Attendance and Mobility

Attendance Rate

Rate at which students are present at school, not including excused or unexcused absences



Chronic Truancy Rate

Percentage of students who have been absent without valid reasons for 5% or more of regular school days



Student Mobility

Percentage of students who transfer in or out of the school during the school year, not including graduates

