



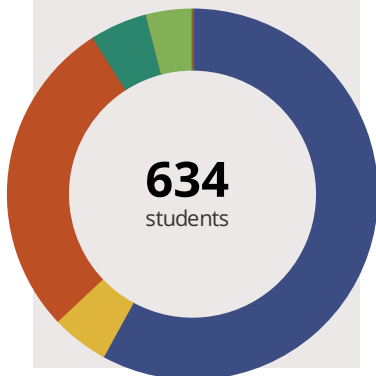
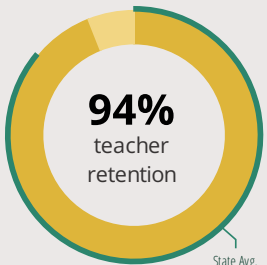
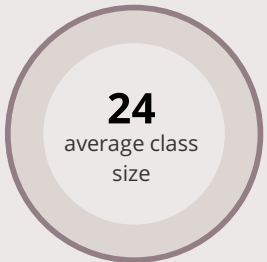
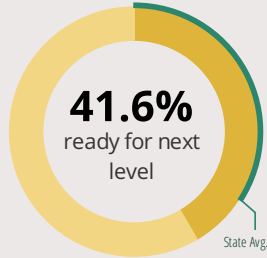
FREDERICK SCHOOL

595 FREDERICK RD GRAYSLAKE, IL 60030 3909 (847) 543-5809

Grades: 5-6
District: GRAYSLAKE CCSD 46

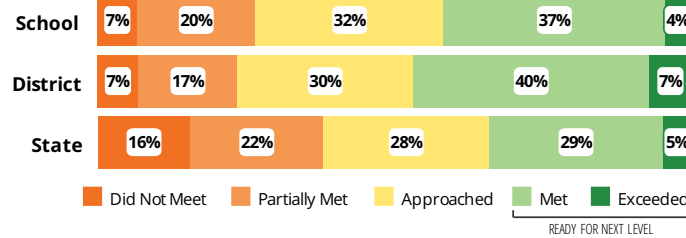
Principal: Mr. Eric Detweiler
Superintendent: Mrs. Ellen Correll

FAST FACTS



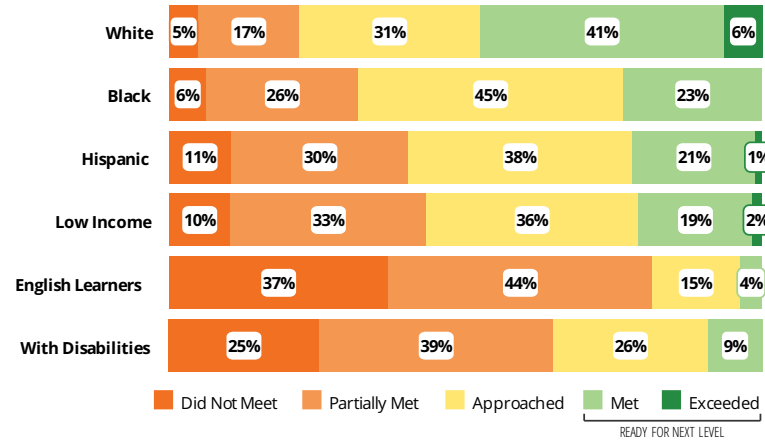
Academic Success

All Illinois students in grades 3-8 take the PARCC assessment each year. High school students take the SAT in Math and English Language Arts.



Success by Student Group

This display shows PARCC performance levels for each student group. No data is shown for groups with fewer than 10 students.



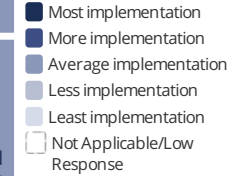
Student Characteristics

| | | | |
|-------------------|-----|-------------------|-----|
| White | 58% | Low Income | 26% |
| Black | 5% | English Learners | 3% |
| Hispanic | 28% | With Disabilities | 15% |
| Asian | 5% | Homeless | 1% |
| American Indian | 0% | | |
| Two or More Races | 4% | | |
| Pacific Islander | 0% | | |

School Environment



The **5Essentials Survey** allows students in grades 6-12 and all teachers to share their perspectives on essential conditions for learning. The anonymous survey consists of 5 components.



| Response Rates | |
|----------------|-----|
| Students | 93% |
| Teachers | 74% |

- Less Effective Leaders**
Do principals and teachers implement a shared vision for success?
- Average Collaborative Teachers**
Do teachers collaborate to promote professional growth?
- Average Ambitious Instruction**
Are the classes challenging and engaging?
- Average Supportive Environment**
Is the school safe, demanding, and supportive?
- Average Involved Families**
Does the entire staff build strong external relationships?

Student Attendance and Mobility

Attendance Rate

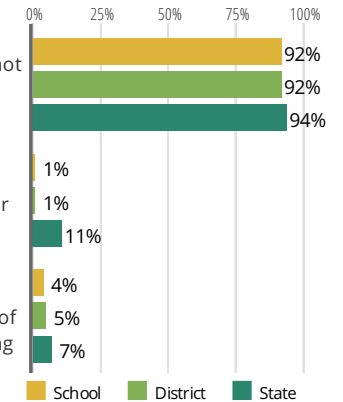
Rate at which students are present at school, not including excused or unexcused absences

Chronic Truancy Rate

Percentage of students who have been absent without valid reasons for 5% or more of regular school days

Student Mobility

Percentage of students who transfer in or out of the school during the school year, not including graduates





FREDERICK SCHOOL

School Highlights

Academic Courses

Each of the schools in Community Consolidated School District 46 provides instructional opportunities based on the expectations outlined in the Common Core Math and ELA, NGSS, C3 Social Science, Enhanced PE and Fine Arts standards. The district is working to develop consistent pacing guides, specific targets and clear assessments for students.

Physical Education, Health and Wellness

Frederick School is committed to lifelong learners and doers of fitness/wellness by empowering students through involvement for physical, emotional, intellectual, and social development. Instruction incorporates moderate to vigorous physical activity and Integrates activities for cardiovascular health, flexibility, muscular strength and endurance.

Other Programs and Activities

Destination Imagination, Family Nights, Girls on the Run, Homework Club, Parent Associations, Parent Partners, PBIS, Reading Clubs, Science Olympiad, Student Ambassadors, Student Council/Government, Writer's Workshop, Yearbook Club

School Awards

2012 Science Olympiad State Championship - First Place Division B-A, 2013 Illinois Destination Imagination Affiliate Final Tournament 3rd Place, Elementary School Concert Band - First Place 1AA & Overall, ROE Top Ten Attendance Award 2007-2012

Career Development Courses and Programs

We believe in helping our students see themselves in the future. Our Math and Literacy instruction is based on the expectations of the Common Core standards which emphasize college and career readiness. We also provide students with opportunities to develop oral and written communication skills which will assist them in their future careers.

Athletics

Boy's Cross Country, Boy's Wrestling, Girl's Cross Country, Intramural Sports

School Personnel Resources

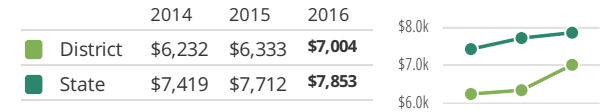
English as a Second Language Teacher, Librarian/Media Specialist, Paraprofessional, Reading Specialist, Reading Teacher, School Psychologist, School Social Worker, Special Education Teacher, Speech Language Pathologist-non teaching, Technology Specialist

Facilities

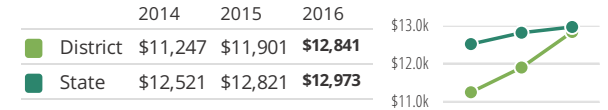
CCSD46 is able to provide well-maintained, safe and secure environments for our students. We continue to look for ways to reduce our impact on the environment. We continuously evaluate where improvements may be made. Our buildings and grounds are used extensively by community members.

District Finance

Instructional Spending per Pupil includes only the activities directly dealing with the teaching of students or the interaction between teachers and students.



Operational Spending per Pupil includes all costs for overall operations in this school's district, including Instructional Spending, but excluding summer school, adult education, capital expenditures, and long-term debt payments.



Educator Measures

This school has had **1 principal(s)** over the past 6 years. In the last three years, an average of **94% of teachers** return to this school each year.

FOR MORE INFORMATION

Visit IllinoisReportCard.com to see additional details about each item of information for this school. There you will find charts spanning multiple years, detailed explanations, resources, more of the school's programs and activities, and powerful tools that let you dig deeper into data.

Most of this data has been collected by ISBE from school districts through data systems. Some information, such as the School Highlights, is entered directly by principals and can be updated throughout the year.