



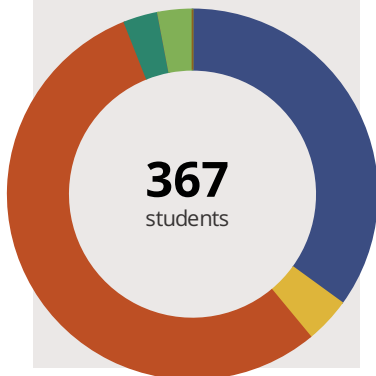
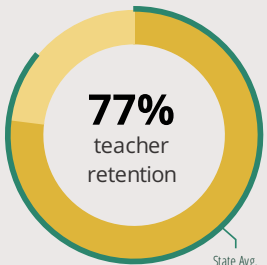
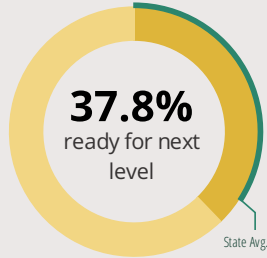
AVON CENTER ELEM SCHOOL

1617 IL ROUTE 83 ROUND LAKE BEACH, IL 60073 5102 (847) 543-3530

Grades: K-4
District: GRAYSLAKE CCSD 46

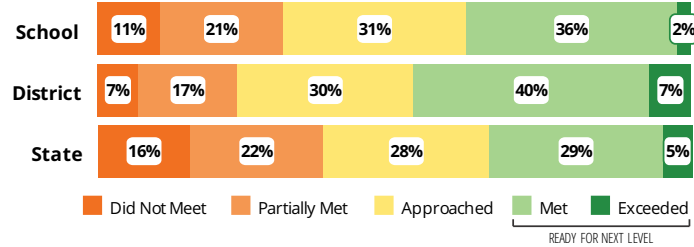
Principal: Mr. Chris Wolk
Superintendent: Mrs. Ellen Correll

FAST FACTS



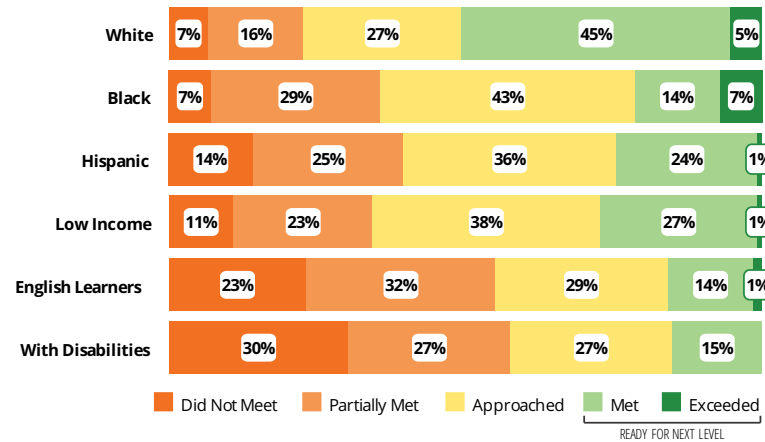
Academic Success

Elementary All Illinois students in grades 3-8 take the PARCC assessment each year. High school students take the SAT in Math and English Language Arts.



Success by Student Group

This display shows PARCC performance levels for each student group. No data is shown for groups with fewer than 10 students.

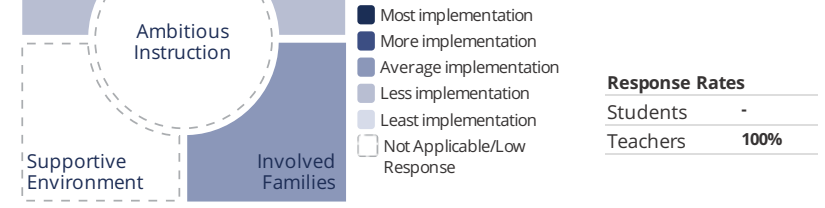


Student Characteristics

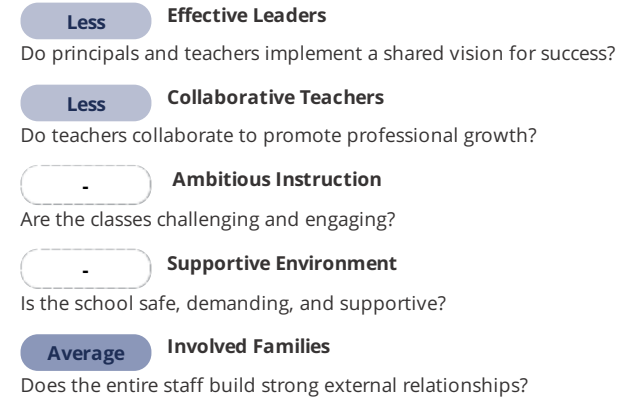
| | | | |
|-------------------|-----|-------------------|-----|
| White | 35% | Low Income | 52% |
| Black | 4% | English Learners | 38% |
| Hispanic | 55% | With Disabilities | 14% |
| Asian | 3% | Homeless | 0% |
| American Indian | 0% | | |
| Two or More Races | 3% | | |
| Pacific Islander | 0% | | |

School Environment

The **5Essentials Survey** allows students in grades 6-12 and all teachers to share their perspectives on essential conditions for learning. The anonymous survey consists of 5 components.



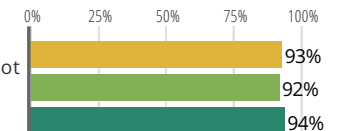
| Response Rates | |
|----------------|------|
| Students | - |
| Teachers | 100% |



Student Attendance and Mobility

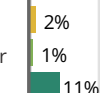
Attendance Rate

Rate at which students are present at school, not including excused or unexcused absences



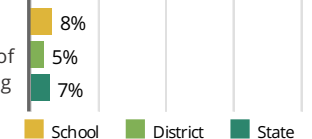
Chronic Truancy Rate

Percentage of students who have been absent without valid reasons for 5% or more of regular school days



Student Mobility

Percentage of students who transfer in or out of the school during the school year, not including graduates





AVON CENTER ELEM SCHOOL

School Highlights

Academic Courses

Each of the schools in Community Consolidated School District 46 provides instructional opportunities based on the expectations outlined in the Common Core Math and ELA, NGSS, C3 Social Science, Enhanced PE and Fine Arts standards. The district is working to develop consistent pacing guides, specific targets and clear assessments for students.

Physical Education, Heath and Wellness

Avon Center School is committed to lifelong learners and doers of fitness/wellness by empowering students through involvement for physical, emotional, intellectual, and social development. Instruction incorporates moderate to vigorous physical activity and Integrates activities for cardiovascular health, flexibility, muscular strength and endurance

Other Programs and Activities

Anti-Bullying (SWAT), Character Counts, Destination Imagination, Family Nights, Girls on the Run, GNHS Early Childhood Partnership, Language Clubs, Parent Associations, PBIS, STEM Program, Student Council/Government, Tutoring Program

School Awards

Character Matters in Lake County, IL ASCD Whole Child Nominee, Illinois Principal Association Student Recognition, Lake County ROE Attendance Recognition, OfficeMax's "A Day Made Better", PBIS Level 2 Recognition

Career Development Courses and Programs

We believe in helping our students see themselves in the future. Our Math and Literacy instruction is based on the expectations of the Common Core standards which emphasize college and career readiness. We also provide students with opportunities to develop oral and written communication skills which will assist them in their future careers.

Athletics

School Personnel Resources

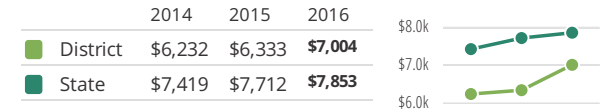
Bilingual Education Teacher, English as a Second Language Teacher, Librarian/Media Specialist, Paraprofessional, Reading Specialist, School Psychologist, School Social Worker, Special Education Teacher, Speech Language Pathologist-non teaching

Facilities

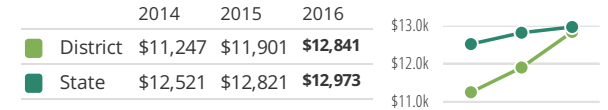
CCSD46 is able to provide well-maintained, safe and secure environments for our students. We continue to look for ways to reduce our impact on the environment. We continuously evaluate where improvements may be made. Our buildings and grounds are used extensively by community members.

District Finance

Instructional Spending per Pupil includes only the activities directly dealing with the teaching of students or the interaction between teachers and students.



Operational Spending per Pupil includes all costs for overall operations in this school's district, including Instructional Spending, but excluding summer school, adult education, capital expenditures, and long-term debt payments.



Educator Measures

This school has had **1 principal(s)** over the past 6 years. In the last three years, an average of **77% of teachers** return to this school each year.

FOR MORE INFORMATION

Visit IllinoisReportCard.com to see additional details about each item of information for this school. There you will find charts spanning multiple years, detailed explanations, resources, more of the school's programs and activities, and powerful tools that let you dig deeper into data.

Most of this data has been collected by ISBE from school districts through data systems. Some information, such as the School Highlights, is entered directly by principals and can be updated throughout the year.