



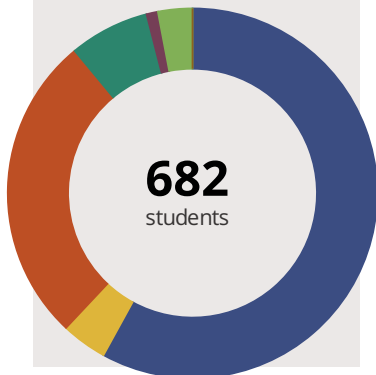
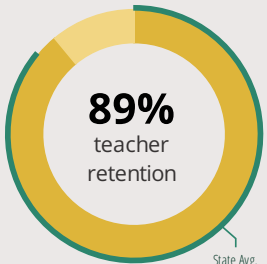
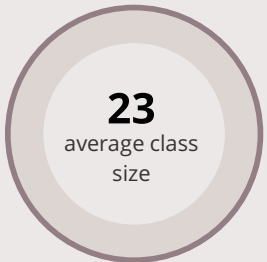
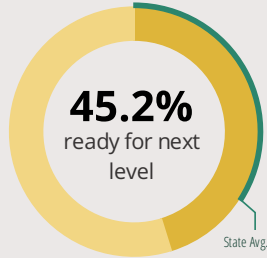
GRAYSLAKE MIDDLE SCHOOL

440 BARRON BLVD GRAYSLAKE, IL 60030 1666 (847) 223-3680

Grades: 7-8
District: GRAYSLAKE CCSD 46

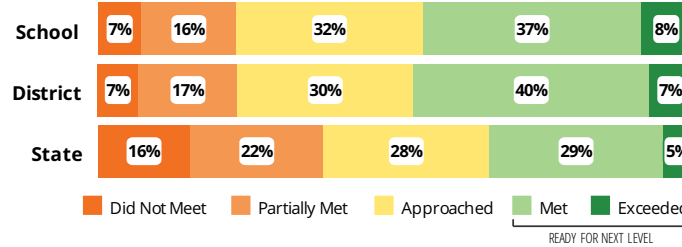
Principal: Mr. Marcus Smith
Superintendent: Mrs. Ellen Correll

FAST FACTS



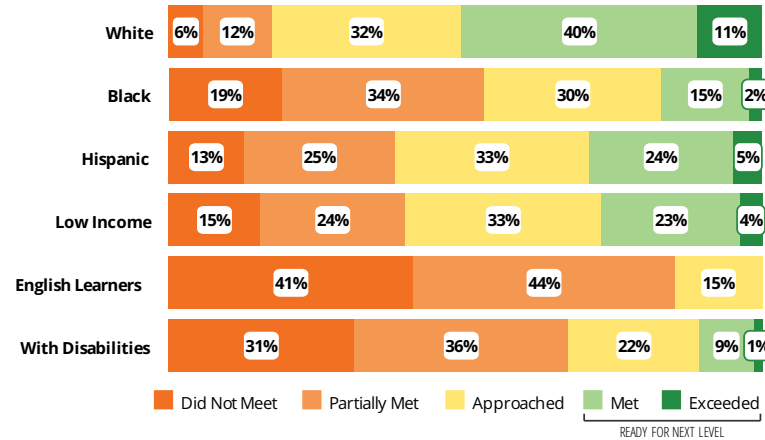
Academic Success

All Illinois students in grades 3-8 take the PARCC assessment each year. High school students take the SAT in Math and English Language Arts.



Success by Student Group

This display shows PARCC performance levels for each student group. No data is shown for groups with fewer than 10 students.



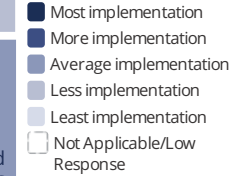
Student Characteristics

White	58%	Low Income	26%
Black	4%	English Learners	3%
Hispanic	27%	With Disabilities	14%
Asian	7%	Homeless	0%
American Indian	1%		
Two or More Races	3%		
Pacific Islander	0%		

School Environment



The **5Essentials Survey** allows students in grades 6-12 and all teachers to share their perspectives on essential conditions for learning. The anonymous survey consists of 5 components.



Response Rates

Students	63%
Teachers	90%

Effective Leaders

Do principals and teachers implement a shared vision for success?

Collaborative Teachers

Do teachers collaborate to promote professional growth?

Ambitious Instruction

Are the classes challenging and engaging?

Supportive Environment

Is the school safe, demanding, and supportive?

Involved Families

Does the entire staff build strong external relationships?

Student Attendance and Mobility

Attendance Rate

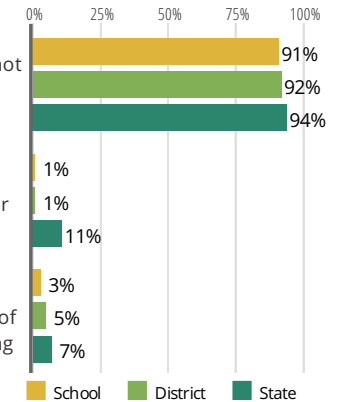
Rate at which students are present at school, not including excused or unexcused absences

Chronic Truancy Rate

Percentage of students who have been absent without valid reasons for 5% or more of regular school days

Student Mobility

Percentage of students who transfer in or out of the school during the school year, not including graduates





GRAYSLAKE MIDDLE SCHOOL

School Highlights

Academic Courses

Each of the schools in Community Consolidated School District 46 provides instructional opportunities based on the expectations outlined in the Common Core Math and ELA, NGSS, C3 Social Science, Enhanced PE and Fine Arts standards. The district is working to develop consistent pacing guides, specific targets and clear assessments for students.

Physical Education, Health and Wellness

Grayslake Middle School is committed to lifelong learners and does of fitness/wellness by empowering students through involvement for physical, emotional, intellectual, and social development. Instruction incorporates moderate to vigorous physical activity and Integrates activities for cardiovascular health, flexibility, muscular strength and endu

Other Programs and Activities

Grayslake Middle School facilitates a variety of club, fine art, academic and community based after school activities.

School Awards

Grayslake Middle School takes pride in our students, teachers and community coming together to facilitate positive academic and co-curricular activities. At times, this affords students and faculty the opportunity to earn awards throughout the school year. We celebrate our students and faculty by facilitating a GMS Running of the Champions Event.

Career Development Courses and Programs

We believe in helping our students see themselves in the future. Our Math and Literacy instruction is based on the expectations of the Common Core standards which emphasize college and career readiness. We also provide students with opportunities to develop oral and written communication skills which will assist them in their future careers.

Athletics

Grayslake Middle School is part of the Illinois Elementary School Association and is part of the Suburban Middle School Conference.

School Personnel Resources

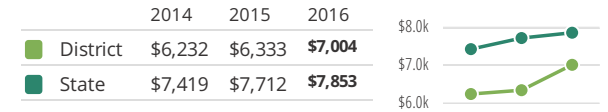
Grayslake Middle School supports students with a variety of teaching and non-teaching school faculty. All staff works towards the social-emotional and academic expected outcomes of our district and community

Facilities

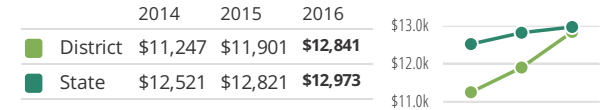
CCSD46 is able to provide well-maintained, safe and secure environments for our students. We continue to look for ways to reduce our impact on the environment. We continuously evaluate where improvements may be made. Our buildings and grounds are used extensively by community members.

District Finance

Instructional Spending per Pupil includes only the activities directly dealing with the teaching of students or the interaction between teachers and students.



Operational Spending per Pupil includes all costs for overall operations in this school's district, including Instructional Spending, but excluding summer school, adult education, capital expenditures, and long-term debt payments.



Educator Measures

This school has had **1 principal(s)** over the past 6 years. In the last three years, an average of **89% of teachers** return to this school each year.

FOR MORE INFORMATION

Visit IllinoisReportCard.com to see additional details about each item of information for this school. There you will find charts spanning multiple years, detailed explanations, resources, more of the school's programs and activities, and powerful tools that let you dig deeper into data.

Most of this data has been collected by ISBE from school districts through data systems. Some information, such as the School Highlights, is entered directly by principals and can be updated throughout the year.