



BEACH PARK MIDDLE SCHOOL

40667 N GREEN BAY RD BEACH PARK, IL 60099 9550 (847) 596-5860

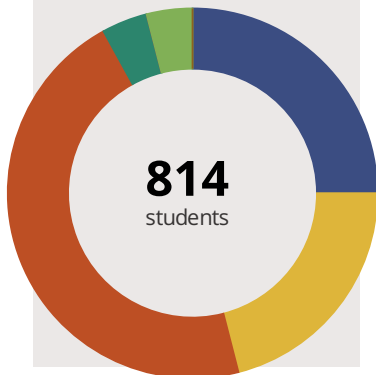
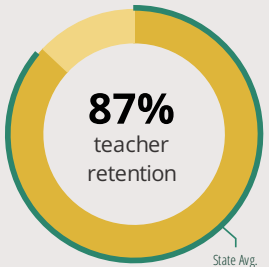
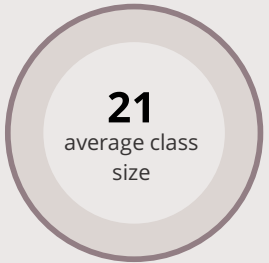
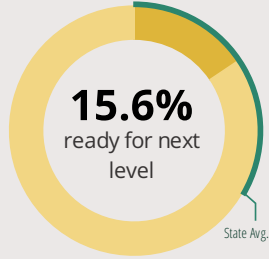
Grades: 6-8

District: BEACH PARK CCSD 3

Principal: Mr. John Fredrickson

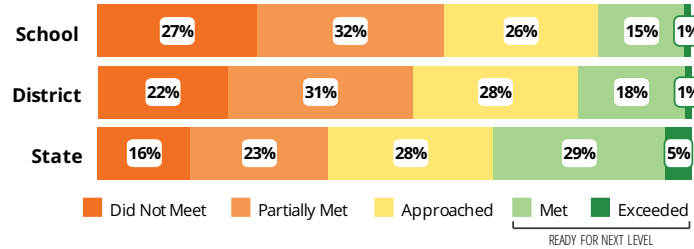
Superintendent: Dr. Robert DiVirgilio

FAST FACTS



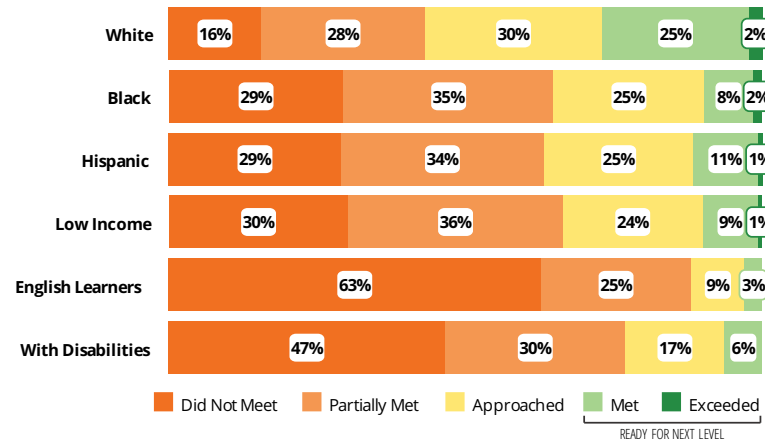
Academic Success

All Illinois students in grades 3-8 take the PARCC assessment each year. High school students take the PARCC in specific Math or English Language Arts (ELA) courses.



Success by Student Group

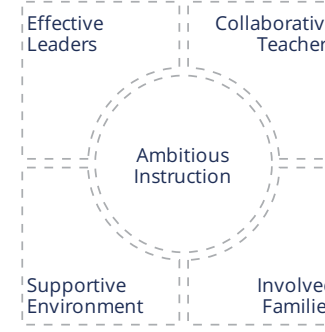
This display shows PARCC performance levels for each student group. No data is shown for groups with fewer than 10 students.



Student Characteristics

White	25%	Low Income	41%
Black	21%	English Learners	7%
Hispanic	46%	With Disabilities	19%
Asian	4%	Homeless	1%
American Indian	0%		
Two or More Races	4%		
Pacific Islander	0%		

School Environment



The **5Essentials Survey** allows students in grades 6-12 and all teachers to share their perspectives on essential conditions for learning. The anonymous survey consists of 5 components.

- Most implementation
- More implementation
- Average implementation
- Less implementation
- Least implementation
- Not Applicable/Low Response

Response Rates

Students	-
Teachers	-

Effective Leaders

Do principals and teachers implement a shared vision for success?

Collaborative Teachers

Do teachers collaborate to promote professional growth?

Ambitious Instruction

Are the classes challenging and engaging?

Supportive Environment

Is the school safe, demanding, and supportive?

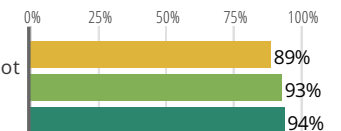
Involved Families

Does the entire staff build strong external relationships?

Student Attendance and Mobility

Attendance Rate

Rate at which students are present at school, not including excused or unexcused absences



Chronic Truancy Rate

Percentage of students who have been absent without valid reasons for 5% or more of regular school days



Student Mobility

Percentage of students who transfer in or out of the school during the school year, not including graduates





BEACH PARK MIDDLE SCHOOL

School Highlights

Academic Courses

Beach Park Middle School offers one hour classes in core content areas: English Language Arts, Math, Social Studies, and Science. Our Physical Education and Exploratory classes are 45 minutes long. Exploratory classes consist of the following: Technology, Health, Music, Art, Band, and Humanities.

Physical Education, Health and Wellness

Health Education Courses, Nutrition, Weight Lifting/Toning

Other Programs and Activities

National Junior Honors Society Year book
LEGO - Robotics Drama Club
Student Council Choir
Green Team - (an environmental team)
Destination Imagination

School Awards

We are a PBIS school and are currently recognized at the Silver level. Our aim is to be fully implemented within 2 years.

Career Development Courses and Programs

Various opportunities through campus visits are given to students throughout the year.

Athletics

Beach Park Middle School offers a variety of sports and competitive activities. Our seventh and eighth grade students compete against other schools within our conference, however all of our students are able to participate within our intramural program.

School Personnel Resources

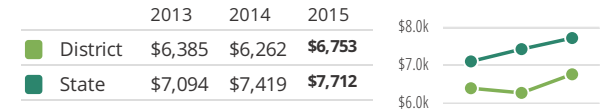
Beach Park Middle School is a PBIS school earning awards every year for our collective work in creating a Positive Behavior Intervention and Services program. Our PBIS team consists of the PBIS Coach, principal, associate principal, teachers, social workers, and teacher assistants. Restorative Practice - is an effective alternative to punitive resp

Facilities

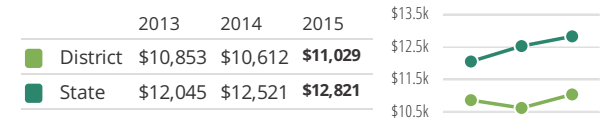
Our building is 15 years old. Its architecture is one of a kind and we are always finding ways to keep our building as nice and appealing as it is. Most recently we have adopted an area of land on the south east side of our campus. Our science teachers are working using our "Prairie Project." The area has a green house and we will soon have a butte

District Finance

Instructional Spending per Pupil includes only the activities directly dealing with the teaching of students or the interaction between teachers and students.



Operational Spending per Pupil includes all costs for overall operations in this school's district, including Instructional Spending, but excluding summer school, adult education, capital expenditures, and long-term debt payments.



Educator Measures

This school has had **4 principal(s)** over the past 6 years. In the last three years, an average of **87% of teachers** return to this school each year.

FOR MORE INFORMATION

Visit IllinoisReportCard.com to see additional details about each item of information for this school. There you will find charts spanning multiple years, detailed explanations, resources, more of the school's programs and activities, and powerful tools that let you dig deeper into data.

Most of this data has been collected by ISBE from school districts through data systems. Some information, such as the School Highlights, is entered directly by principals and can be updated throughout the year.