



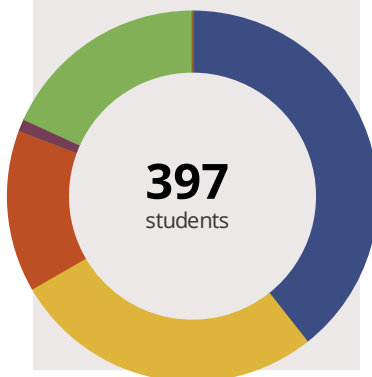
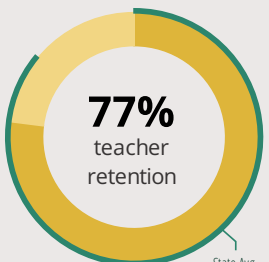
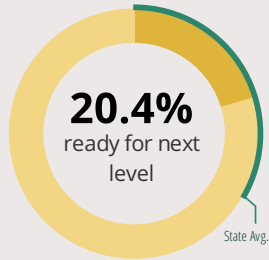
STEELE SCHOOL

1480 W MAIN ST GALESBURG, IL 61401 3318 (309) 973-2016

Grades: K-5
District: GALESBURG CUSD 205

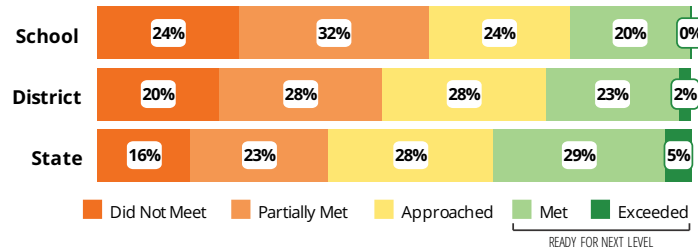
Principal: Mr. Matt Lingafelter
Superintendent: Dr. John Asplund

FAST FACTS



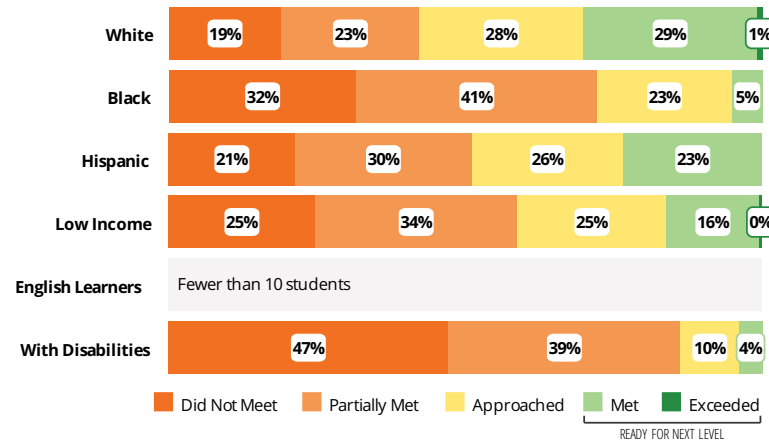
Academic Success

All Illinois students in grades 3-8 take the PARCC assessment each year. High school students take the PARCC in specific Math or English Language Arts (ELA) courses.



Success by Student Group

This display shows PARCC performance levels for each student group. No data is shown for groups with fewer than 10 students.

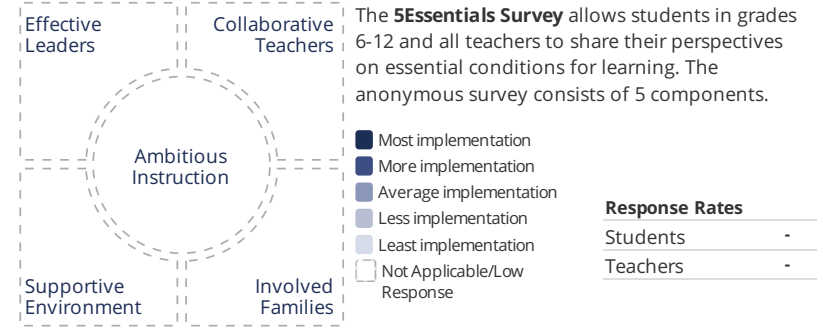


Student Characteristics

White	39%	Low Income	79%
Black	27%	English Learners	4%
Hispanic	14%	With Disabilities	16%
Asian	0%	Homeless	2%
American Indian	1%		
Two or More Races	18%		
Pacific Islander	0%		

School Environment

The **5Essentials Survey** allows students in grades 6-12 and all teachers to share their perspectives on essential conditions for learning. The anonymous survey consists of 5 components.



Response Rates

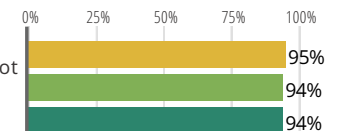
Students	-
Teachers	-

- Effective Leaders**
Do principals and teachers implement a shared vision for success?
- Collaborative Teachers**
Do teachers collaborate to promote professional growth?
- Ambitious Instruction**
Are the classes challenging and engaging?
- Supportive Environment**
Is the school safe, demanding, and supportive?
- Involved Families**
Does the entire staff build strong external relationships?

Student Attendance and Mobility

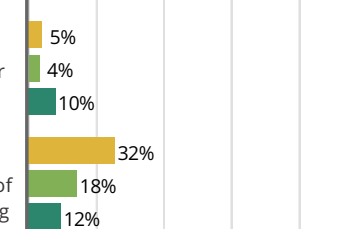
Attendance Rate

Rate at which students are present at school, not including excused or unexcused absences



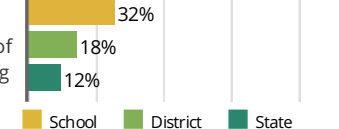
Chronic Truancy Rate

Percentage of students who have been absent without valid reasons for 5% or more of regular school days



Student Mobility

Percentage of students who transfer in or out of the school during the school year, not including graduates





STEELE SCHOOL

School Highlights

Academic Courses

Bilingual Programs/Courses, Bilingual Support, Choir, Gifted and Talented Programs, Summer School, Title 1 Programs

Career Development Courses and Programs

Physical Education, Health and Wellness

Health Education Courses, Nutrition

Athletics

Other Programs and Activities

After School Care, Before School Care, Conflict Resolution, DARE program, Family Nights, Mentoring Program, Music Club, Parent Associations, Scholastic Bowl, Spanish Club, Student Council, Student Council/Government, Tutoring Program

School Personnel Resources

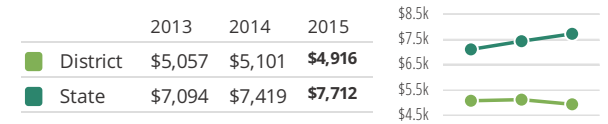
Bilingual Education Teacher, Paraprofessional, Reading Teacher, Special Education Teacher, Speech Language Pathologist-non teaching

School Awards

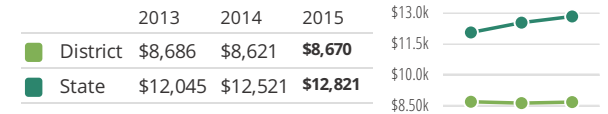
Facilities

District Finance

Instructional Spending per Pupil includes only the activities directly dealing with the teaching of students or the interaction between teachers and students.



Operational Spending per Pupil includes all costs for overall operations in this school's district, including Instructional Spending, but excluding summer school, adult education, capital expenditures, and long-term debt payments.



Educator Measures

This school has had **2 principal(s)** over the past 6 years. In the last three years, an average of **77% of teachers** return to this school each year.

FOR MORE INFORMATION

Visit IllinoisReportCard.com to see additional details about each item of information for this school. There you will find charts spanning multiple years, detailed explanations, resources, more of the school's programs and activities, and powerful tools that let you dig deeper into data.

Most of this data has been collected by ISBE from school districts through data systems. Some information, such as the School Highlights, is entered directly by principals and can be updated throughout the year.