



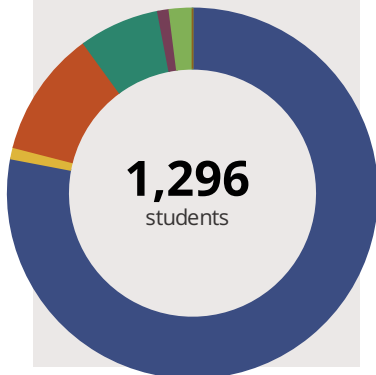
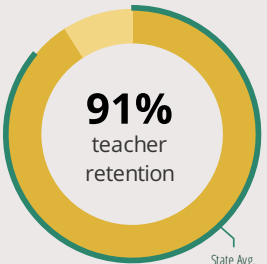
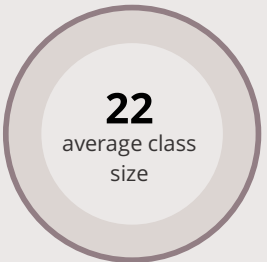
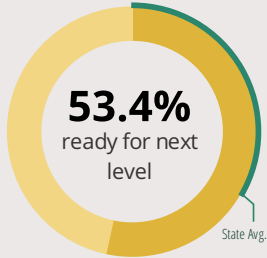
WREDLING MIDDLE SCHOOL

1200 DUNHAM RD ST CHARLES, IL 60174-5728 (331) 228-3700

Grades: 6-8
District: ST CHARLES CUSD 303

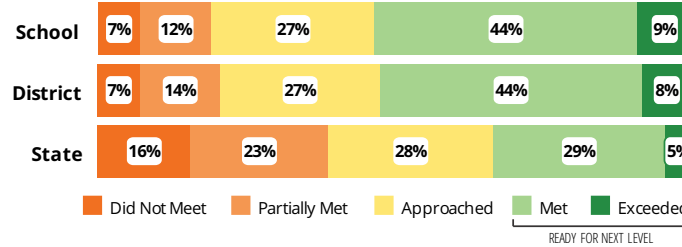
Principal: Mr. Timothy Loversky
Superintendent: Dr. Jason Pearson

FAST FACTS



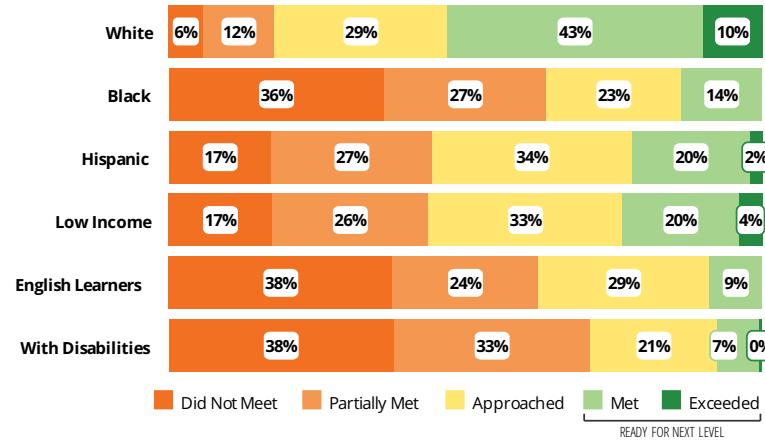
Academic Success

All Illinois students in grades 3-8 take the PARCC assessment each year. High school students take the PARCC in specific Math or English Language Arts (ELA) courses.



Success by Student Group

This display shows PARCC performance levels for each student group. No data is shown for groups with fewer than 10 students.

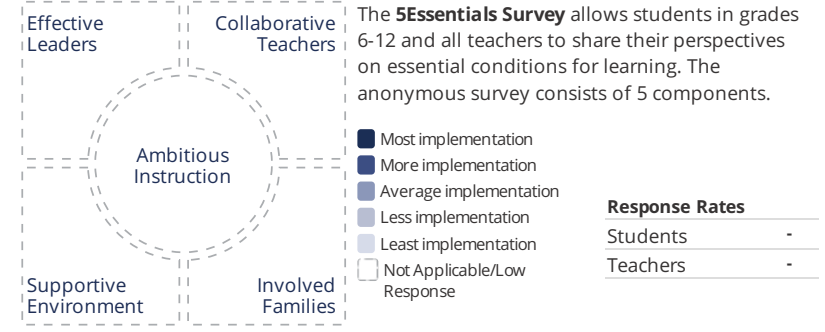


Student Characteristics

White	78%	Low Income	16%
Black	1%	English Learners	3%
Hispanic	11%	With Disabilities	14%
Asian	7%	Homeless	1%
American Indian	1%		
Two or More Races	2%		
Pacific Islander	0%		

School Environment

The **5Essentials Survey** allows students in grades 6-12 and all teachers to share their perspectives on essential conditions for learning. The anonymous survey consists of 5 components.



Response Rates

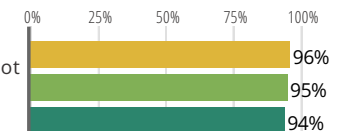
Students	-
Teachers	-

- Effective Leaders**
Do principals and teachers implement a shared vision for success?
- Collaborative Teachers**
Do teachers collaborate to promote professional growth?
- Ambitious Instruction**
Are the classes challenging and engaging?
- Supportive Environment**
Is the school safe, demanding, and supportive?
- Involved Families**
Does the entire staff build strong external relationships?

Student Attendance and Mobility

Attendance Rate

Rate at which students are present at school, not including excused or unexcused absences



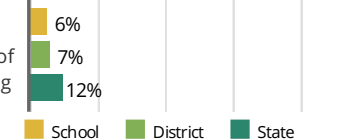
Chronic Truancy Rate

Percentage of students who have been absent without valid reasons for 5% or more of regular school days



Student Mobility

Percentage of students who transfer in or out of the school during the school year, not including graduates





WREDLING MIDDLE SCHOOL

School Highlights

Academic Courses

6th Grade Advanced Language Arts, 6th grade Advanced Math, 6th Grade General Math, 6th Grade Language Arts, 6th Grade Science, 6th Grade Social Studies, 7th Grade Advanced Language Arts, 7th Grade Advanced Math, 7th Grade Algebra, 7th Grade General Math, 7th Grade Language Arts, 7th Grade Science, 7th Grade Social Studies, 8th Grade Advanced Language Arts, 8th Grade General Math, 8th Grade Geometry, 8th Grade Language Arts, 8th Grade Science, 8th Grade Social Studies (American History), Art, ...

Physical Education, Heath and Wellness

Adaptive PE, General Physical Education, Health Education Courses

Other Programs and Activities

Ambassadors, Band, Builders Club, Choir, Comic Club, Drama Club, Newspaper, Orchestra, Science Club, Science Fair, Science Olympiad, Share and Care, Student Council, TEK, TSA, Yearbook

School Awards

Quarterly Honor Roll Recognition

Career Development Courses and Programs

Careers in Business, Careers In FACS, Project Lead The Way, Service Learning

Athletics

Boy's Basketball, Boy's Cross Country, Boy's Football, Boy's Track & Field, Boy's Wrestling, Girl's Basketball, Girl's Competitive Cheerleading, Girl's Cross Country, Girl's Track & Field, Girl's Volleyball, Intramural Sports

School Personnel Resources

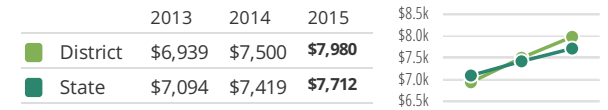
English as a Second Language Teacher, General Administrator or General Supervi, Librarian/Media Specialist, Paraprofessional, Reading Specialist, School Guidance Counselor, School Guidance Counselor Intern, School Nurse, School Psychologist, School Social Worker, Special Education Teacher, Speech Language Pathology Teacher

Facilities

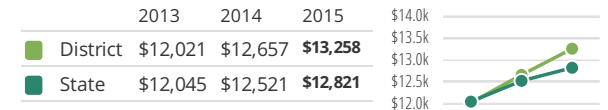
Wredling Middle School, built in 1995, has instructional spaces supported with technology resources. The building was built based on a middle school concept. Students have fine arts and exploratory classrooms, including PLTW labs, and a Learning Resource Center. The school has two gym spaces, a fitness room, outdoor track, and sports fields.

District Finance

Instructional Spending per Pupil includes only the activities directly dealing with the teaching of students or the interaction between teachers and students.



Operational Spending per Pupil includes all costs for overall operations in this school's district, including Instructional Spending, but excluding summer school, adult education, capital expenditures, and long-term debt payments.



Educator Measures

This school has had **2 principal(s)** over the past 6 years. In the last three years, an average of **91% of teachers** return to this school each year.

FOR MORE INFORMATION

Visit IllinoisReportCard.com to see additional details about each item of information for this school. There you will find charts spanning multiple years, detailed explanations, resources, more of the school's programs and activities, and powerful tools that let you dig deeper into data.

Most of this data has been collected by ISBE from school districts through data systems. Some information, such as the School Highlights, is entered directly by principals and can be updated throughout the year.