



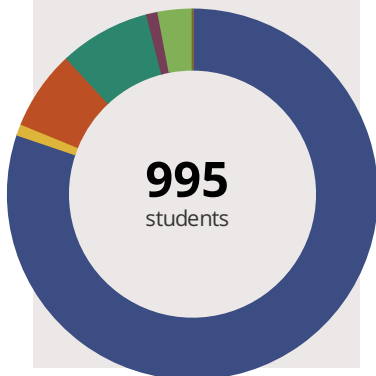
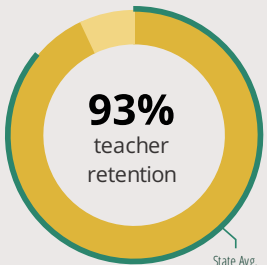
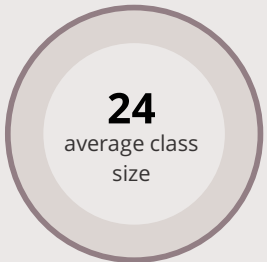
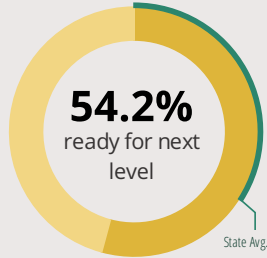
HAINES MIDDLE SCHOOL

305 S 9TH ST ST CHARLES, IL 60174-2667 (331) 228-3100

Grades: 6-8
District: ST CHARLES CUSD 303

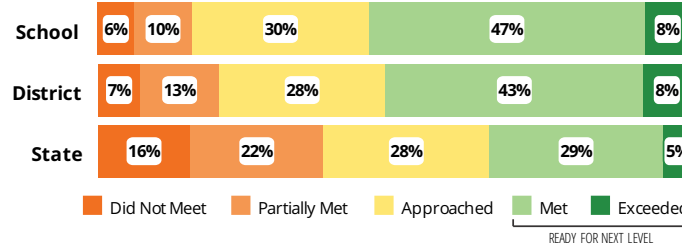
Principal: Ms.Pamela Jensen
Superintendent: Dr.Jason Pearson

FAST FACTS



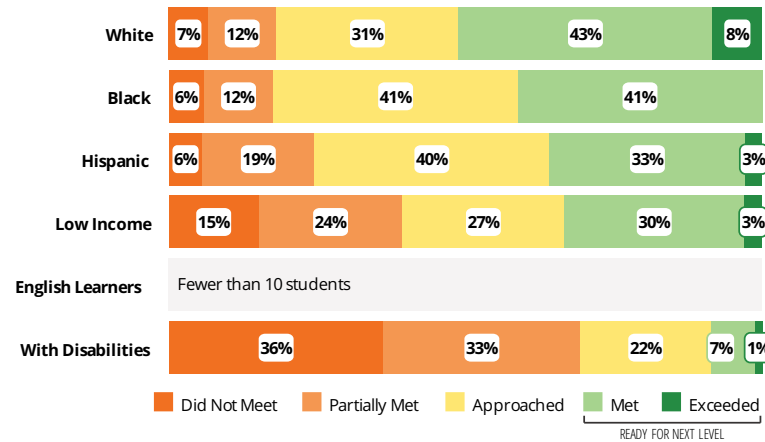
Academic Success

All Illinois students in grades 3-8 take the PARCC assessment each year. High school students take the SAT in Math and English Language Arts.



Success by Student Group

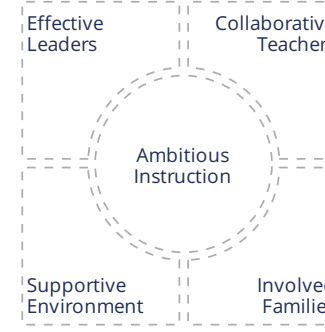
This display shows PARCC performance levels for each student group. No data is shown for groups with fewer than 10 students.



Student Characteristics

White	81%	Low Income	7%
Black	1%	English Learners	1%
Hispanic	7%	With Disabilities	11%
Asian	8%	Homeless	0%
American Indian	1%		
Two or More Races	3%		
Pacific Islander	0%		

School Environment



The **5Essentials Survey** allows students in grades 6-12 and all teachers to share their perspectives on essential conditions for learning. The anonymous survey consists of 5 components.

- Most implementation
- More implementation
- Average implementation
- Less implementation
- Least implementation
- Not Applicable/Low Response

Response Rates

Students	-
Teachers	33%

Effective Leaders

Do principals and teachers implement a shared vision for success?

Collaborative Teachers

Do teachers collaborate to promote professional growth?

Ambitious Instruction

Are the classes challenging and engaging?

Supportive Environment

Is the school safe, demanding, and supportive?

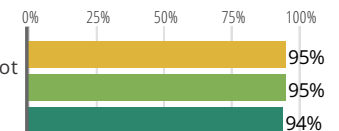
Involved Families

Does the entire staff build strong external relationships?

Student Attendance and Mobility

Attendance Rate

Rate at which students are present at school, not including excused or unexcused absences



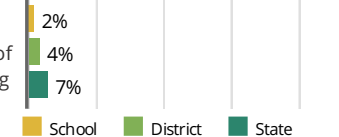
Chronic Truancy Rate

Percentage of students who have been absent without valid reasons for 5% or more of regular school days



Student Mobility

Percentage of students who transfer in or out of the school during the school year, not including graduates





HAINES MIDDLE SCHOOL

School Highlights

Academic Courses

Home Economics/Family and Consumer Science, Service Learning, Business, Industrial Technology, Digital Media, Engineering - Project Lead The Way, Band, Choir, Orchestra, Art, Music, Spanish, French, 7th Grade Algebra, 8th Grade Algebra, Gifted and Talented Programs, Geometry

Physical Education, Health and Wellness

Physical Education Courses, Health Education Courses

Other Programs and Activities

Family Nights, Parent Associations, Builder's Club (Kiwanis), Art Club, Drama/Theatre, Photo Club, Choir, Band and Orchestra Clubs, Homework Club, Literary Magazine, Math Club, Newspaper, Student Ambassadors, Student Council/Government, Geography Bee, Yearbook, Rocket Club

School Awards

A Honor Roll, A-B Honor Roll, National Blue Ribbon School Award

Career Development Courses and Programs

Careers in Business, Careers in Family and Consumer Science, Careers in Technology, Engineering and Transportation

Athletics

Boy's Basketball, Boy's Cross Country, Boy's Football, Boy's Track & Field, Boy's Wrestling, Girl's Basketball, Girl's Competitive Cheerleading, Girl's Cross Country, Girl's Track & Field, Girl's Volleyball, Intramural Sports

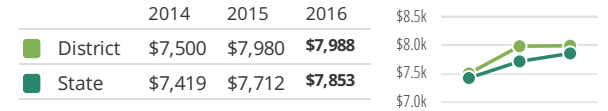
School Personnel Resources

Librarian/Media Specialist, Paraprofessional, Reading Specialist, School Guidance Counselor, School Nurse, School Psychologist, School Social Worker, Special Education Teacher, Speech Language Pathologist-non teaching

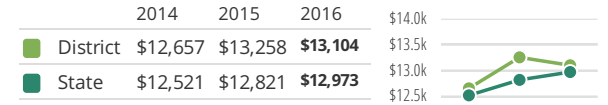
Facilities

District Finance

Instructional Spending per Pupil includes only the activities directly dealing with the teaching of students or the interaction between teachers and students.



Operational Spending per Pupil includes all costs for overall operations in this school's district, including Instructional Spending, but excluding summer school, adult education, capital expenditures, and long-term debt payments.



Educator Measures

This school has had **2 principal(s)** over the past 6 years. In the last three years, an average of **93% of teachers** return to this school each year.

FOR MORE INFORMATION

Visit IllinoisReportCard.com to see additional details about each item of information for this school. There you will find charts spanning multiple years, detailed explanations, resources, more of the school's programs and activities, and powerful tools that let you dig deeper into data.

Most of this data has been collected by ISBE from school districts through data systems. Some information, such as the School Highlights, is entered directly by principals and can be updated throughout the year.