



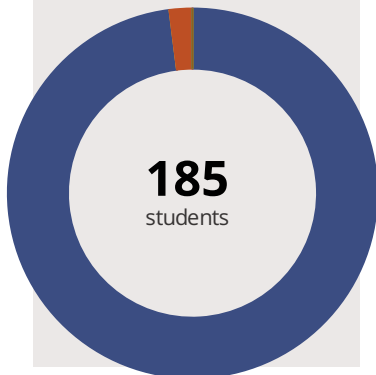
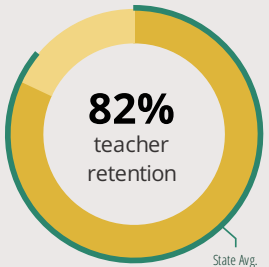
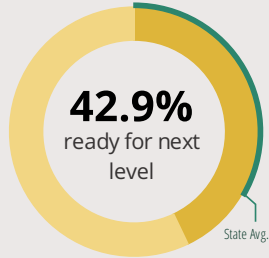
# SPOON RIVER VALLEY ELEM SCHOOL

35265 N IL ROUTE 97 LONDON MILLS, IL 61544 9312 (309) 778-2207

Grades: P-6  
District: SPOON RIVER VALLEY CUSD 4

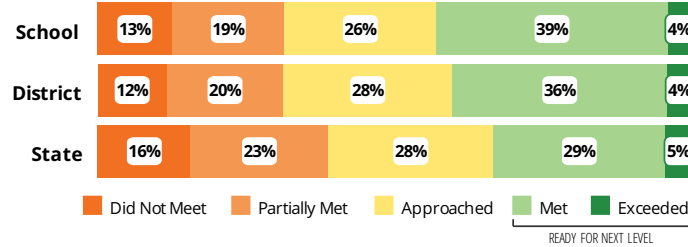
Principal: Mrs.Jody Collier  
Superintendent: Kyle Reynolds

## FAST FACTS



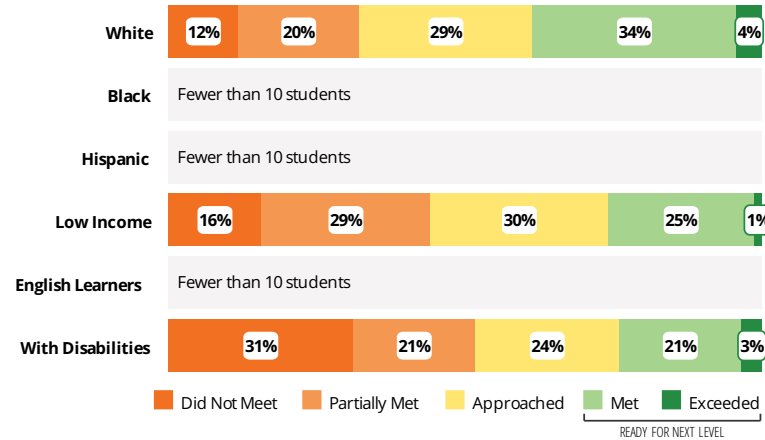
## Academic Success

All Illinois students in grades 3-8 take the PARCC assessment each year. High school students take the PARCC in specific Math or English Language Arts (ELA) courses.



## Success by Student Group

This display shows PARCC performance levels for each student group. No data is shown for groups with fewer than 10 students.

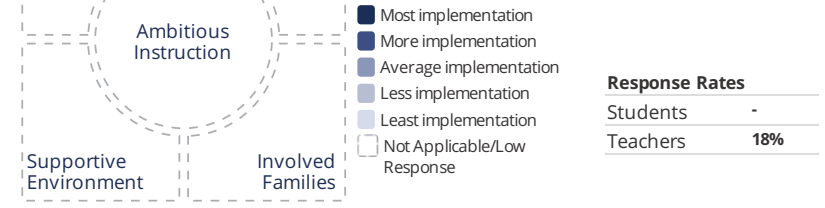


## Student Characteristics

White	98%	Low Income	47%
Black	0%	English Learners	0%
Hispanic	2%	With Disabilities	19%
Asian	0%	Homeless	1%
American Indian	0%		
Two or More Races	0%		
Pacific Islander	0%		

## School Environment

The **5Essentials Survey** allows students in grades 6-12 and all teachers to share their perspectives on essential conditions for learning. The anonymous survey consists of 5 components.



**Response Rates**

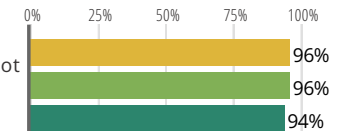
Students	-
Teachers	18%

- Effective Leaders**  
Do principals and teachers implement a shared vision for success?
- Collaborative Teachers**  
Do teachers collaborate to promote professional growth?
- Ambitious Instruction**  
Are the classes challenging and engaging?
- Supportive Environment**  
Is the school safe, demanding, and supportive?
- Involved Families**  
Does the entire staff build strong external relationships?

## Student Attendance and Mobility

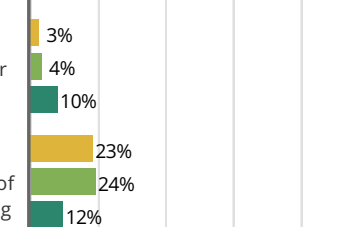
### Attendance Rate

Rate at which students are present at school, not including excused or unexcused absences



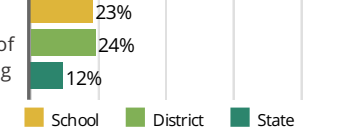
### Chronic Truancy Rate

Percentage of students who have been absent without valid reasons for 5% or more of regular school days



### Student Mobility

Percentage of students who transfer in or out of the school during the school year, not including graduates





# SPOON RIVER VALLEY ELEM SCHOOL

## School Highlights

### Academic Courses

General Education Classes PreK-6th

### Career Development Courses and Programs

### Physical Education, Health and Wellness

General Physical Education Classes

### Athletics

Boy's Basketball, Girl's Basketball

### Other Programs and Activities

Conflict Resolution, DARE program, Drama/Theatre, Family Nights, Homework Club, Mentoring Program, Neighborhood Association Partnership, Parent Associations, Tutoring Program

### School Personnel Resources

Reading Teacher, Special Education Teacher

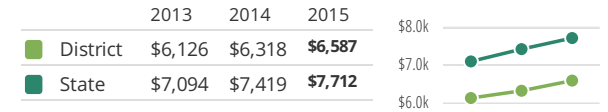
### School Awards

Presidential Award for Academic Achievement, Presidential Award for Academic Excellence

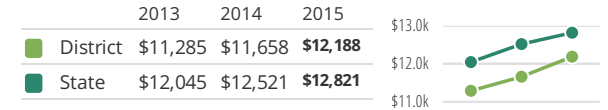
### Facilities

## District Finance

**Instructional Spending per Pupil** includes only the activities directly dealing with the teaching of students or the interaction between teachers and students.



**Operational Spending per Pupil** includes all costs for overall operations in this school's district, including Instructional Spending, but excluding summer school, adult education, capital expenditures, and long-term debt payments.



## Educator Measures

This school has had **3 principal(s)** over the past 6 years. In the last three years, an average of **82% of teachers** return to this school each year.

## FOR MORE INFORMATION

Visit [IllinoisReportCard.com](http://IllinoisReportCard.com) to see additional details about each item of information for this school. There you will find charts spanning multiple years, detailed explanations, resources, more of the school's programs and activities, and powerful tools that let you dig deeper into data.

Most of this data has been collected by ISBE from school districts through data systems. Some information, such as the School Highlights, is entered directly by principals and can be updated throughout the year.