



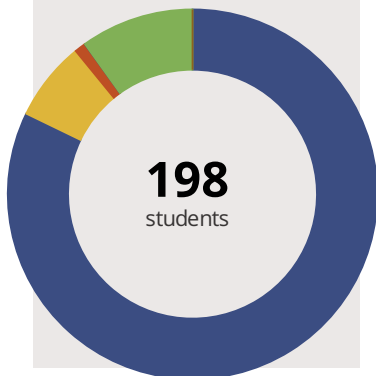
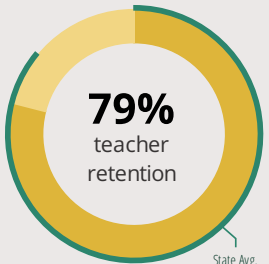
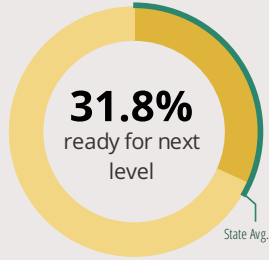
# BROOKPORT ELEMENTARY SCHOOL

PO BOX 278 BROOKPORT, IL 62910 0278 (618) 564-2482

Grades: P-6  
District: MASSAC UD 1

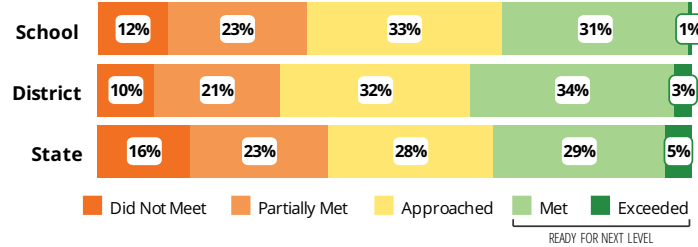
Principal: Mrs. Brooke Durham  
Superintendent: Mr. Jason Hayes

## FAST FACTS



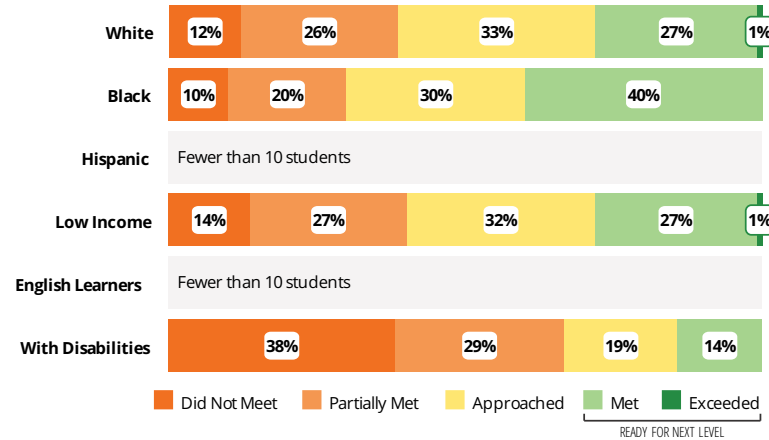
## Academic Success

All Illinois students in grades 3-8 take the PARCC assessment each year. High school students take the PARCC in specific Math or English Language Arts (ELA) courses.



## Success by Student Group

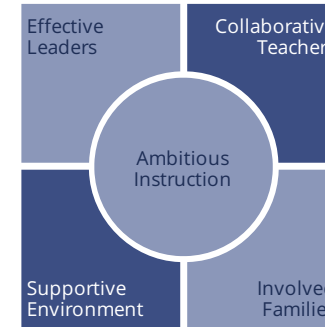
This display shows PARCC performance levels for each student group. No data is shown for groups with fewer than 10 students.



## Student Characteristics

White	83%	Low Income	87%
Black	7%	English Learners	0%
Hispanic	1%	With Disabilities	19%
Asian	0%	Homeless	0%
American Indian	0%		
Two or More Races	10%		
Pacific Islander	0%		

## School Environment



The **5Essentials Survey** allows students in grades 6-12 and all teachers to share their perspectives on essential conditions for learning. The anonymous survey consists of 5 components.

- Most implementation
- More implementation
- Average implementation
- Less implementation
- Least implementation
- Not Applicable/Low Response

### Response Rates

Students	96%
Teachers	100%

### Average Effective Leaders

Do principals and teachers implement a shared vision for success?

### More Collaborative Teachers

Do teachers collaborate to promote professional growth?

### Average Ambitious Instruction

Are the classes challenging and engaging?

### More Supportive Environment

Is the school safe, demanding, and supportive?

### Average Involved Families

Does the entire staff build strong external relationships?

## Student Attendance and Mobility

### Attendance Rate

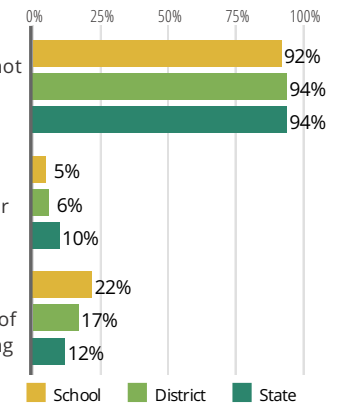
Rate at which students are present at school, not including excused or unexcused absences

### Chronic Truancy Rate

Percentage of students who have been absent without valid reasons for 5% or more of regular school days

### Student Mobility

Percentage of students who transfer in or out of the school during the school year, not including graduates





# BROOKPORT ELEMENTARY SCHOOL

## School Highlights

### Academic Courses

### Career Development Courses and Programs

### Physical Education, Health and Wellness

### Athletics

### Other Programs and Activities

### School Personnel Resources

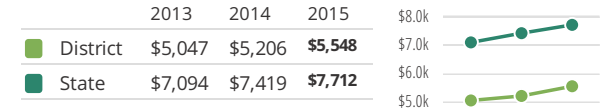
Paraprofessional, School Psychologist, Special Education Teacher, Speech Language Pathologist-non teaching

### School Awards

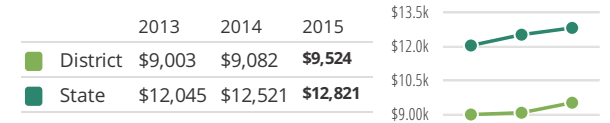
### Facilities

## District Finance

**Instructional Spending per Pupil** includes only the activities directly dealing with the teaching of students or the interaction between teachers and students.



**Operational Spending per Pupil** includes all costs for overall operations in this school's district, including Instructional Spending, but excluding summer school, adult education, capital expenditures, and long-term debt payments.



## Educator Measures

This school has had **3 principal(s)** over the past 6 years. In the last three years, an average of **79% of teachers** return to this school each year.

## FOR MORE INFORMATION

Visit [IllinoisReportCard.com](http://IllinoisReportCard.com) to see additional details about each item of information for this school. There you will find charts spanning multiple years, detailed explanations, resources, more of the school's programs and activities, and powerful tools that let you dig deeper into data.

Most of this data has been collected by ISBE from school districts through data systems. Some information, such as the School Highlights, is entered directly by principals and can be updated throughout the year.