



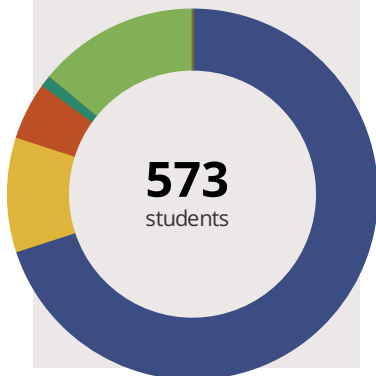
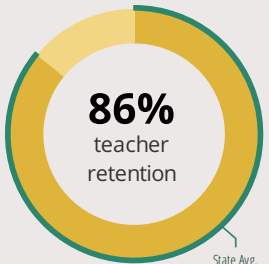
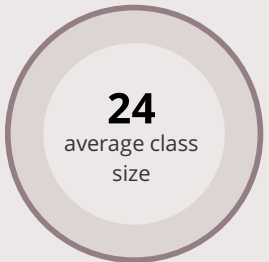
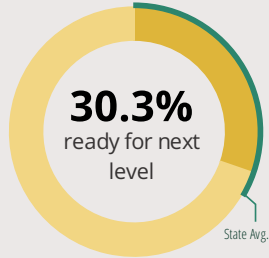
# METROPOLIS ELEM SCHOOL

1015 FILMORE ST METROPOLIS, IL 62960 1762 (618) 524-4821

Grades: P-6  
District: MASSAC UD 1

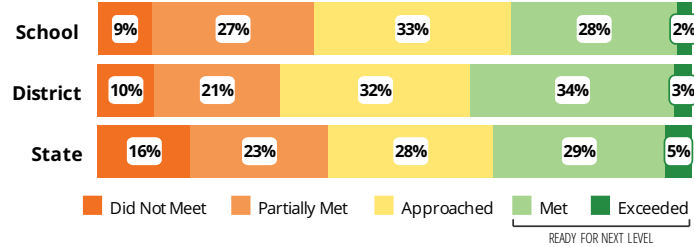
Principal: JR Conkle  
Superintendent: Mr. Jason Hayes

## FAST FACTS



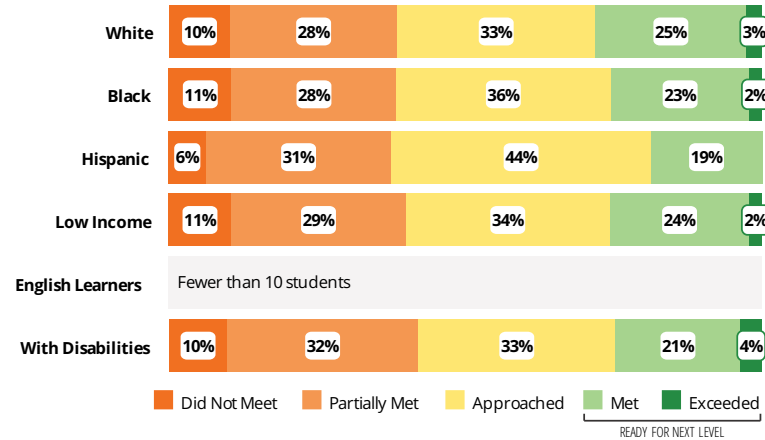
## Academic Success

All Illinois students in grades 3-8 take the PARCC assessment each year. High school students take the PARCC in specific Math or English Language Arts (ELA) courses.



## Success by Student Group

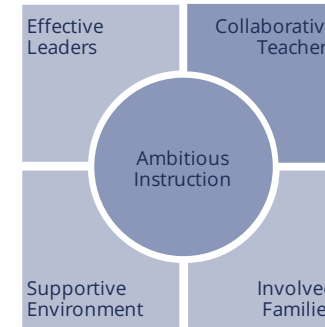
This display shows PARCC performance levels for each student group. No data is shown for groups with fewer than 10 students.



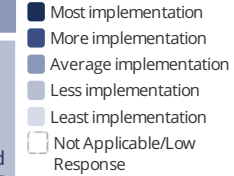
## Student Characteristics

White	70%	Low Income	80%
Black	10%	English Learners	0%
Hispanic	5%	With Disabilities	17%
Asian	1%	Homeless	2%
American Indian	0%		
Two or More Races	14%		
Pacific Islander	0%		

## School Environment



The **5Essentials Survey** allows students in grades 6-12 and all teachers to share their perspectives on essential conditions for learning. The anonymous survey consists of 5 components.



### Response Rates

Students	85%
Teachers	78%

- Less Effective Leaders**  
Do principals and teachers implement a shared vision for success?
- Average Collaborative Teachers**  
Do teachers collaborate to promote professional growth?
- Average Ambitious Instruction**  
Are the classes challenging and engaging?
- Less Supportive Environment**  
Is the school safe, demanding, and supportive?
- Less Involved Families**  
Does the entire staff build strong external relationships?

## Student Attendance and Mobility

### Attendance Rate

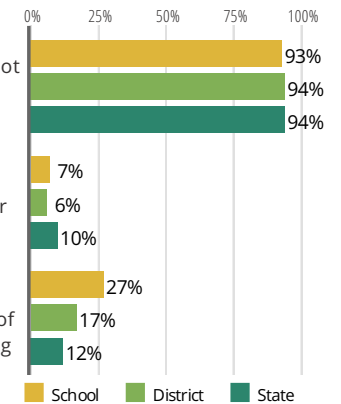
Rate at which students are present at school, not including excused or unexcused absences

### Chronic Truancy Rate

Percentage of students who have been absent without valid reasons for 5% or more of regular school days

### Student Mobility

Percentage of students who transfer in or out of the school during the school year, not including graduates





# METROPOLIS ELEM SCHOOL

## School Highlights

### Academic Courses

M.E.S. Vision: To become an iconic elementary school that is an integral district, regional, and state team player. M.E.S. Mission: We will reach for the stars to ensure that every student will be successful. We will empower students by providing a nurturing environment, building genuine relationships, and continuously improving our academic program.

### Physical Education, Health and Wellness

### Other Programs and Activities

### School Awards

Metropolis Elementary School is a No Excuses University school. No Excuses University is a network of schools committed to promoting a college bound culture throughout their building and curriculum. For more information regarding No Excuses University, please visit [www.turnaroundschools.org](http://www.turnaroundschools.org).

### Career Development Courses and Programs

### Athletics

Boy's Basketball, Cheerleading, Girl's Basketball

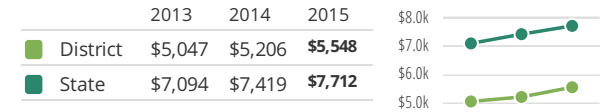
### School Personnel Resources

Paraprofessional, School Guidance Counselor, Special Education Teacher, Speech Language Pathologist-non teaching

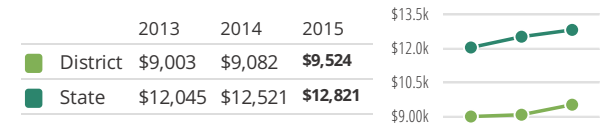
### Facilities

## District Finance

**Instructional Spending per Pupil** includes only the activities directly dealing with the teaching of students or the interaction between teachers and students.



**Operational Spending per Pupil** includes all costs for overall operations in this school's district, including Instructional Spending, but excluding summer school, adult education, capital expenditures, and long-term debt payments.



## Educator Measures

This school has had **2 principal(s)** over the past 6 years. In the last three years, an average of **86% of teachers** return to this school each year.

## FOR MORE INFORMATION

Visit [IllinoisReportCard.com](http://IllinoisReportCard.com) to see additional details about each item of information for this school. There you will find charts spanning multiple years, detailed explanations, resources, more of the school's programs and activities, and powerful tools that let you dig deeper into data.

Most of this data has been collected by ISBE from school districts through data systems. Some information, such as the School Highlights, is entered directly by principals and can be updated throughout the year.