



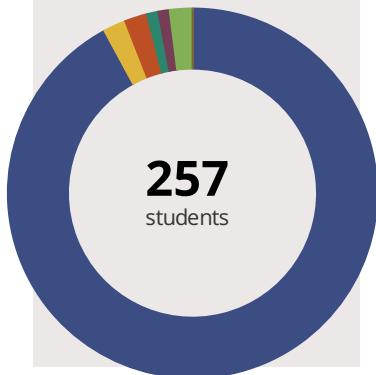
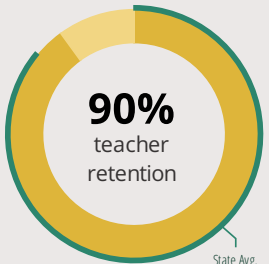
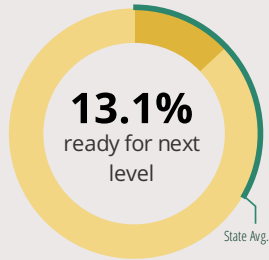
CENTRAL JR HIGH SCHOOL

1600 E 9Th St West Frankfort, IL 62896 1600 (618) 937-2444

Grades: 7-8
District: FRANKFORT CUSD 168

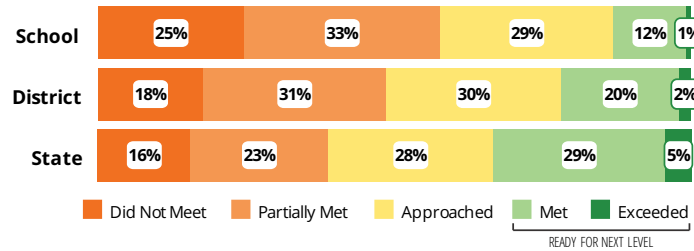
Principal: Charley Cass
Superintendent: Mr. Robert Donkin

FAST FACTS



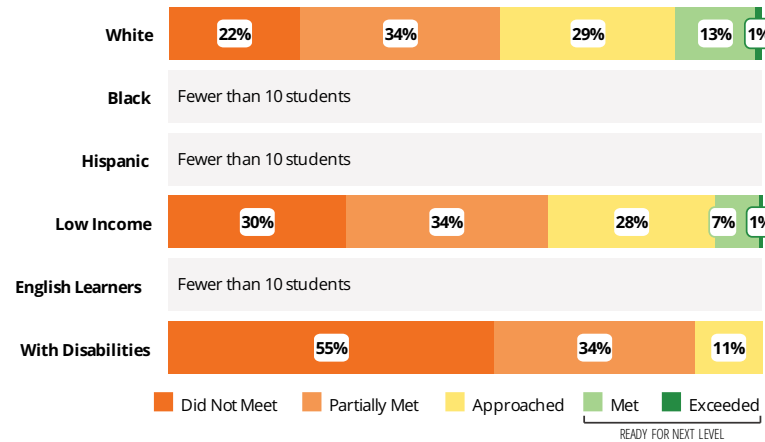
Academic Success

All Illinois students in grades 3-8 take the PARCC assessment each year. High school students take the PARCC in specific Math or English Language Arts (ELA) courses.



Success by Student Group

This display shows PARCC performance levels for each student group. No data is shown for groups with fewer than 10 students.



Student Characteristics

White	93%	Low Income	52%
Black	2%	English Learners	0%
Hispanic	2%	With Disabilities	18%
Asian	1%	Homeless	9%
American Indian	1%		
Two or More Races	2%		
Pacific Islander	0%		

School Environment



The **5Essentials Survey** allows students in grades 6-12 and all teachers to share their perspectives on essential conditions for learning. The anonymous survey consists of 5 components.

- Most implementation
- More implementation
- Average implementation
- Less implementation
- Least implementation
- Not Applicable/Low Response

Response Rates

Students	-
Teachers	-

Effective Leaders

Do principals and teachers implement a shared vision for success?

Collaborative Teachers

Do teachers collaborate to promote professional growth?

Ambitious Instruction

Are the classes challenging and engaging?

Supportive Environment

Is the school safe, demanding, and supportive?

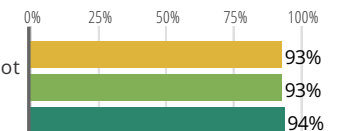
Involved Families

Does the entire staff build strong external relationships?

Student Attendance and Mobility

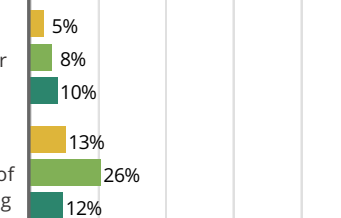
Attendance Rate

Rate at which students are present at school, not including excused or unexcused absences



Chronic Truancy Rate

Percentage of students who have been absent without valid reasons for 5% or more of regular school days



Student Mobility

Percentage of students who transfer in or out of the school during the school year, not including graduates





CENTRAL JR HIGH SCHOOL

School Highlights

Academic Courses

Home Economics/Family and Consumer Science, Local History, Newspaper/Yearbook, Band, Choir, Theater, 8th Grade Algebra, Summer School

Physical Education, Health and Wellness

At CJHS we not only offer a rigorous physical education class, but we also offer an accelerated physical education class for speed and agility.

Other Programs and Activities

Conflict Resolution, Parent Associations, Religious Partnerships, Drama/Theatre, Beta Club

School Awards

CJHS has won awards and recognition in multiple areas of achievement. Not only do we have successful athletic teams but we also have excellent academic clubs.

Career Development Courses and Programs

Computer Science

Athletics

Boy's Baseball, Boy's Basketball, Boy's Cross Country, Boy's Track & Field, Girl's Basketball, Girl's Competitive Cheerleading, Girl's Cross Country, Girl's Softball, Girl's Track & Field, Girl's Volleyball

School Personnel Resources

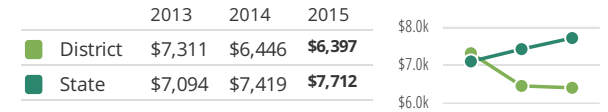
Starting with the 2017-18 school year, CJHS will be a Gear-Up school. We have partnered with The Illinois Student Assistance Commission to help junior high student understand the importance of seeking out post secondary education options and how to reach those goals.

Facilities

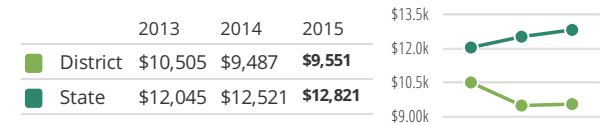
Central Junior High School opened in it's current location in 1978. It houses several classrooms, a large library, cafeteria, competition gym and multiple computer labs. Wireless connectivity in this building is well above average.

District Finance

Instructional Spending per Pupil includes only the activities directly dealing with the teaching of students or the interaction between teachers and students.



Operational Spending per Pupil includes all costs for overall operations in this school's district, including Instructional Spending, but excluding summer school, adult education, capital expenditures, and long-term debt payments.



Educator Measures

This school has had **2 principal(s)** over the past 6 years. In the last three years, an average of **90% of teachers** return to this school each year.

FOR MORE INFORMATION

Visit IllinoisReportCard.com to see additional details about each item of information for this school. There you will find charts spanning multiple years, detailed explanations, resources, more of the school's programs and activities, and powerful tools that let you dig deeper into data.

Most of this data has been collected by ISBE from school districts through data systems. Some information, such as the School Highlights, is entered directly by principals and can be updated throughout the year.