



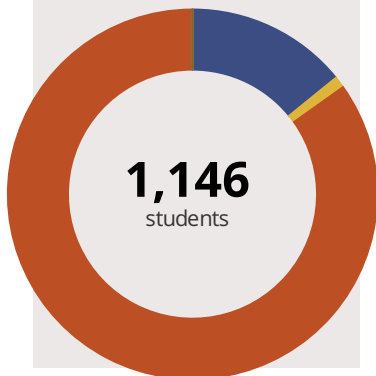
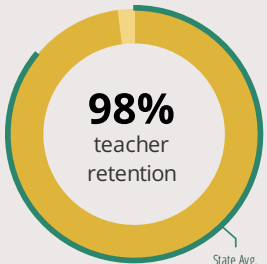
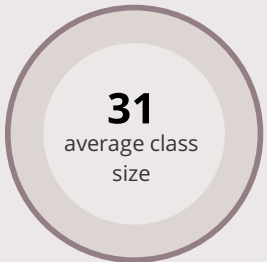
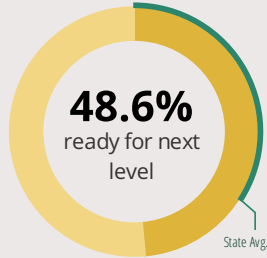
TWAIN ELEM SCHOOL

5134 S LOTUS AVE CHICAGO, IL 60638 1630 (773) 535-2290

Grades: P-8
District: CITY OF CHICAGO SD 299

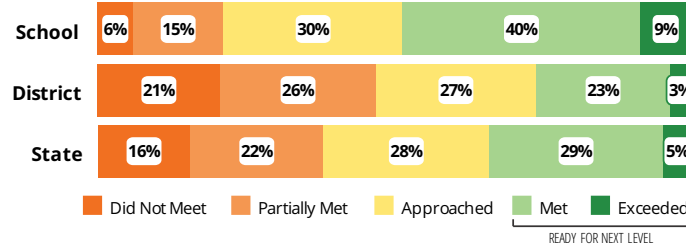
Principal: Laura Paull
Superintendent: Dr. Janice Jackson

FAST FACTS



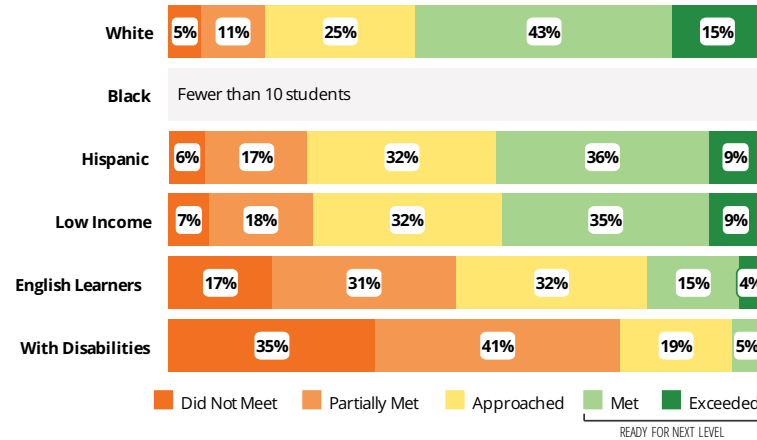
Academic Success

Middle All Illinois students in grades 3-8 take the PARCC assessment each year. High school students take the SAT in Math and English Language Arts.



Success by Student Group

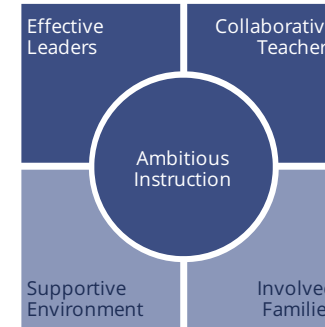
This display shows PARCC performance levels for each student group. No data is shown for groups with fewer than 10 students.



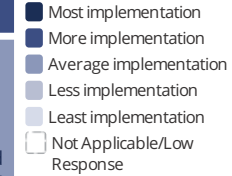
Student Characteristics

White	14%	Low Income	86%
Black	1%	English Learners	18%
Hispanic	84%	With Disabilities	10%
Asian	0%	Homeless	0%
American Indian	0%		
Two or More Races	0%		
Pacific Islander	0%		

School Environment



The **5Essentials Survey** allows students in grades 6-12 and all teachers to share their perspectives on essential conditions for learning. The anonymous survey consists of 5 components.



Response Rates	
Students	100%
Teachers	94%

More Effective Leaders

Do principals and teachers implement a shared vision for success?

More Collaborative Teachers

Do teachers collaborate to promote professional growth?

More Ambitious Instruction

Are the classes challenging and engaging?

Average Supportive Environment

Is the school safe, demanding, and supportive?

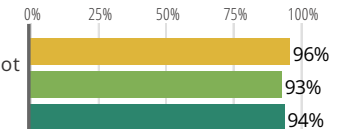
Average Involved Families

Does the entire staff build strong external relationships?

Student Attendance and Mobility

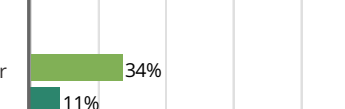
Attendance Rate

Rate at which students are present at school, not including excused or unexcused absences



Chronic Truancy Rate

Percentage of students who have been absent without valid reasons for 5% or more of regular school days



Student Mobility

Percentage of students who transfer in or out of the school during the school year, not including graduates





TWAIN ELEM SCHOOL

School Highlights

Academic Courses

Career Development Courses and Programs

Physical Education, Health and Wellness

Athletics

Other Programs and Activities

School Personnel Resources

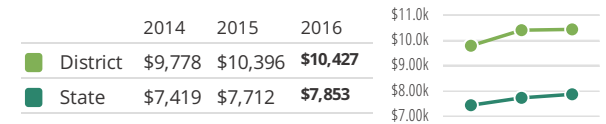
Bilingual Education Teacher, English as a Second Language Teacher, Librarian/Media Specialist, Reading Teacher, School Guidance Counselor, Special Education Teacher

School Awards

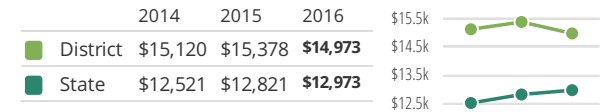
Facilities

District Finance

Instructional Spending per Pupil includes only the activities directly dealing with the teaching of students or the interaction between teachers and students.



Operational Spending per Pupil includes all costs for overall operations in this school's district, including Instructional Spending, but excluding summer school, adult education, capital expenditures, and long-term debt payments.



Educator Measures

This school has had **3 principal(s)** over the past 6 years. In the last three years, an average of **98% of teachers** return to this school each year.

FOR MORE INFORMATION

Visit IllinoisReportCard.com to see additional details about each item of information for this school. There you will find charts spanning multiple years, detailed explanations, resources, more of the school's programs and activities, and powerful tools that let you dig deeper into data.

Most of this data has been collected by ISBE from school districts through data systems. Some information, such as the School Highlights, is entered directly by principals and can be updated throughout the year.