



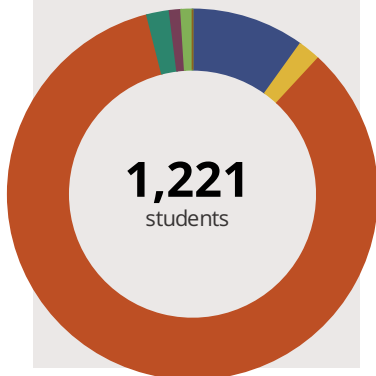
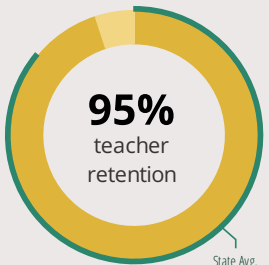
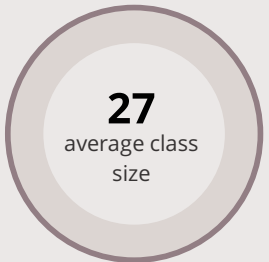
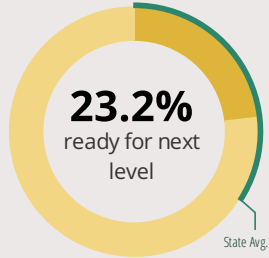
# GRAY ELEM SCHOOL

3730 N LARAMIE AVE CHICAGO, IL 60641 3338 (773) 534-3520

Grades: P-8  
District: CITY OF CHICAGO SD 299

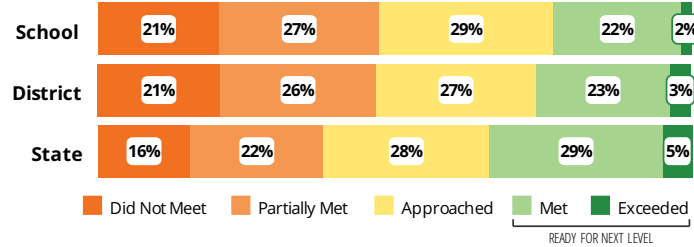
Principal: Susan Gross  
Superintendent: Mr. Forrest Claypool

## FAST FACTS



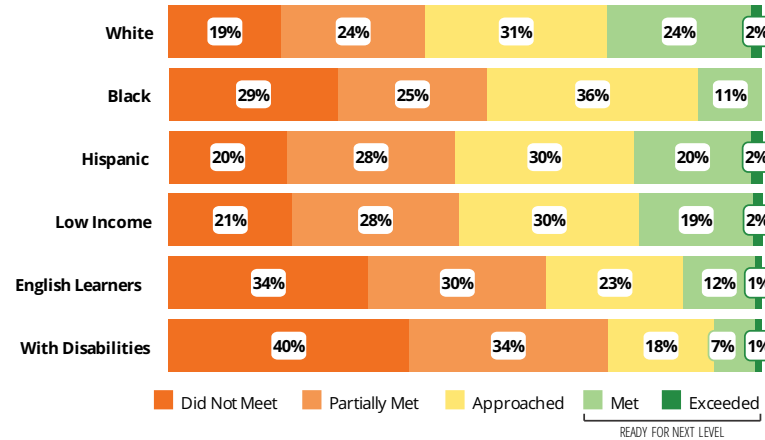
## Academic Success

All Illinois students in grades 3-8 take the PARCC assessment each year. High school students take the SAT in Math and English Language Arts.



## Success by Student Group

This display shows PARCC performance levels for each student group. No data is shown for groups with fewer than 10 students.



## Student Characteristics

White	10%	Low Income	90%
Black	2%	English Learners	28%
Hispanic	85%	With Disabilities	12%
Asian	2%	Homeless	1%
American Indian	1%		
Two or More Races	1%		
Pacific Islander	0%		

## School Environment



The **5Essentials Survey** allows students in grades 6-12 and all teachers to share their perspectives on essential conditions for learning. The anonymous survey consists of 5 components.

- Most implementation
- More implementation
- Average implementation
- Less implementation
- Least implementation
- Not Applicable/Low Response

### Response Rates

Students	95%
Teachers	88%

### Average Effective Leaders

Do principals and teachers implement a shared vision for success?

### Average Collaborative Teachers

Do teachers collaborate to promote professional growth?

### More Ambitious Instruction

Are the classes challenging and engaging?

### Average Supportive Environment

Is the school safe, demanding, and supportive?

### Average Involved Families

Does the entire staff build strong external relationships?

## Student Attendance and Mobility

### Attendance Rate

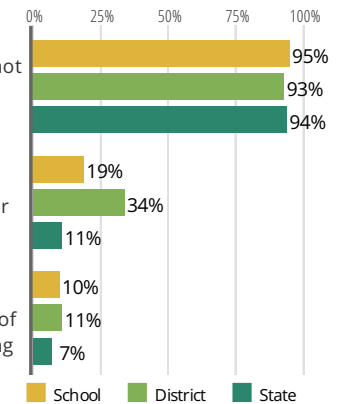
Rate at which students are present at school, not including excused or unexcused absences

### Chronic Truancy Rate

Percentage of students who have been absent without valid reasons for 5% or more of regular school days

### Student Mobility

Percentage of students who transfer in or out of the school during the school year, not including graduates





# GRAY ELEM SCHOOL

## School Highlights

### Academic Courses

Upper Grade Accelerated Program, 8th Grade Algebra, Bilingual Programs/Courses, Bilingual Support, Supplemental Educational Services (SES) Tutoring, Teach to One Math Lab

### Physical Education, Heath and Wellness

### Other Programs and Activities

IMSA, Math Counts, Newspaper, Reading Clubs, Student Council/Government

### School Awards

15 Nationally Board Certified Teachers, Golden Apple Recipient, Principal Quality Initiative, Upper Grade Accelerated Program

### Career Development Courses and Programs

### Athletics

Boy's and Girl's Intramurals, Boy's Basketball, Boy's softball, Girl's Basketball, Girls on the Run, Girl's Softball, Girl's Track & Field, Girl's Volleyball

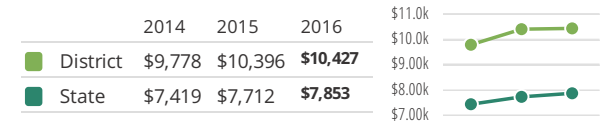
### School Personnel Resources

Bilingual Education Teacher, English as a Second Language Teacher, Librarian/Media Specialist, Reading Teacher, School Guidance Counselor, Special Education Teacher

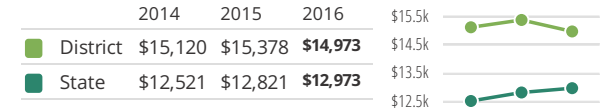
### Facilities

## District Finance

**Instructional Spending per Pupil** includes only the activities directly dealing with the teaching of students or the interaction between teachers and students.



**Operational Spending per Pupil** includes all costs for overall operations in this school's district, including Instructional Spending, but excluding summer school, adult education, capital expenditures, and long-term debt payments.



## Educator Measures

This school has had **3 principal(s)** over the past 6 years. In the last three years, an average of **95% of teachers** return to this school each year.

## FOR MORE INFORMATION

Visit [IllinoisReportCard.com](http://IllinoisReportCard.com) to see additional details about each item of information for this school. There you will find charts spanning multiple years, detailed explanations, resources, more of the school's programs and activities, and powerful tools that let you dig deeper into data.

Most of this data has been collected by ISBE from school districts through data systems. Some information, such as the School Highlights, is entered directly by principals and can be updated throughout the year.