



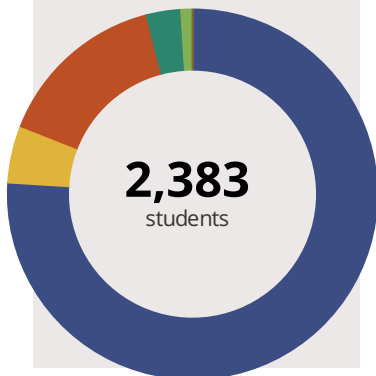
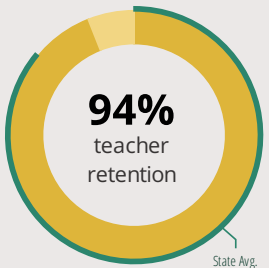
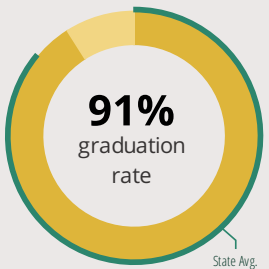
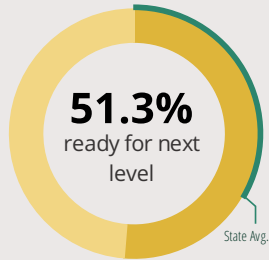
AMOS ALONZO STAGG HIGH SCHOOL

8015 W 111TH ST PALOS HILLS, IL 60465 2203 (708) 974-7400

Grades: 9-12
District: CONS HSD 230

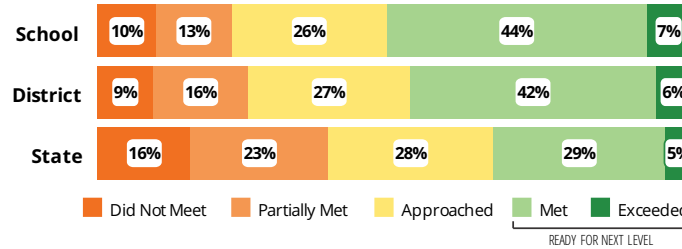
Principal: Mr. Eric Olsen
Superintendent: Dr. James Gay

FAST FACTS



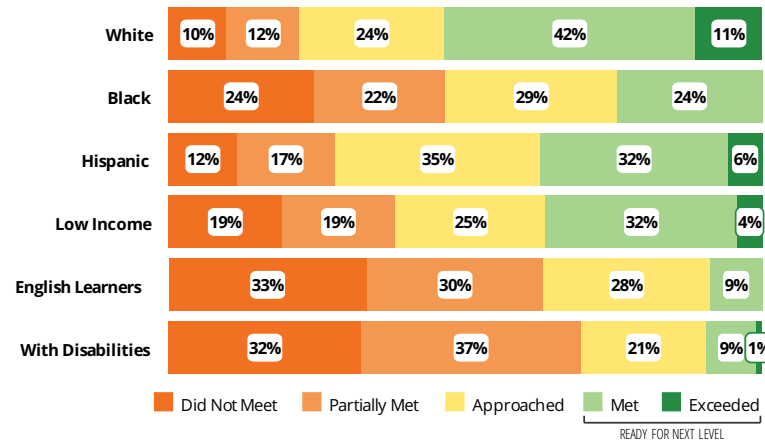
Academic Success

All Illinois students in grades 3-8 take the PARCC assessment each year. High school students take the PARCC in specific Math or English Language Arts (ELA) courses.



Success by Student Group

This display shows PARCC performance levels for each student group. No data is shown for groups with fewer than 10 students.



Student Characteristics

White	76%	Low Income	38%
Black	5%	English Learners	6%
Hispanic	15%	With Disabilities	14%
Asian	3%	Homeless	1%
American Indian	0%		
Two or More Races	1%		
Pacific Islander	0%		

School Environment



The **5Essentials Survey** allows students in grades 6-12 and all teachers to share their perspectives on essential conditions for learning. The anonymous survey consists of 5 components.

- Most implementation
- More implementation
- Average implementation
- Less implementation
- Least implementation
- Not Applicable/Low Response

Response Rates

Students	-
Teachers	-

Effective Leaders

Do principals and teachers implement a shared vision for success?

Collaborative Teachers

Do teachers collaborate to promote professional growth?

Ambitious Instruction

Are the classes challenging and engaging?

Supportive Environment

Is the school safe, demanding, and supportive?

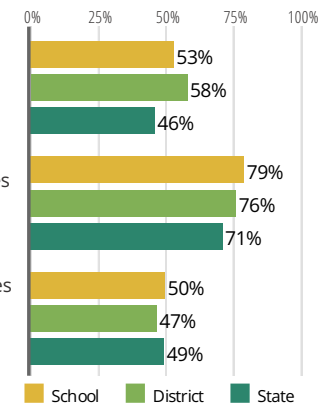
Involved Families

Does the entire staff build strong external relationships?

College Readiness

Ready for College Coursework

Students who meet or exceed ACT college readiness benchmarks



Postsecondary Enrollment

Students who enroll at colleges and universities

Postsecondary Remediation (lower is better)

Students enrolled in Illinois community colleges who require remedial coursework



AMOS ALONZO STAGG HIGH SCHOOL

School Highlights

Academic Courses

Adult Living, Advanced Black & White Photography, Advanced Ceramics, Advanced Computer Art, Advanced Drawing, Advertising Art, Anatomy & Physiology, Animal Behavior, AP Biology, AP Calculus AB, AP Calculus BC, AP Chemistry, AP Computer Science AB, AP English Language and Composition, AP English Literature and Composition, AP Environmental Science, AP European History, AP Government, AP Human Geography, AP Macroeconomics, AP Microeconomics, AP Music Theory, AP Physics 1, AP Physics B, AP

Physical Education, Health and Wellness

Challenge Education I, II, Dance Exercise/Group Fitness, Dance I, II, Fitness and Nutrition, General Physical Education Fr - Sr, Health Education Courses, Lifeguard & Advanced Concepts, PE Leader Program - Jr & Sr, PEOPEL Tutor Program, Strength & Conditioning

Other Programs and Activities

6th/7th Grade Transition Workshops, 8-9th Grade Transition Workshops, Art Club, Audio Visual Club, Auditorium Tech Crew, Business Professionals of America, Career Education Events, Chess Club, Cinematography, Conflict Resolution, Council of Exceptional Children, Debate Team, DECA, Drama Club, Family Nights, Forensics/Speech Teams, French Club, Jazz Band, Key Club, Literary Magazine, Madrigals, Marching Band, Mathletes, Mentoring Program, National Honor Society, Newspaper, Orchestras, Orchestra,...

School Awards

Amos Alonzo Stagg High School, in its 50th year, is recognized nationally and statewide: Daily Beast Top High School in the country/Illinois 2013, 2014; NSTA Safe Sports-1st Class Rating; 2X Blue Ribbon Health School; National Blue Ribbon Award of Excellence from US Dept of Ed in 1990, 1991

Career Development Courses and Programs

Accounting, Adult Living, Advertising, Architectural CAD, Auto Body I, II, III, Auto Technology I, II, III, BNAT - Basis Nursing Assistant Training, Building Construction, Business Law, Calculus III, Career Internship - Applied Technology, Career Internship - Business, Career Internship - Family and Consumer Sciences, Career Planning, Child Development, College Skills for Success, Computer Aided Design I, II, III, Computer Applications, Computer Maintenance and Repair - A+, Computer Networkin...

Athletics

Bass Fishing, Boy's Baseball, Boy's Basketball, Boy's Bowling, Boy's Cross Country, Boy's Football, Boy's Golf, Boy's Gymnastics, Boy's Lacrosse, Boy's Soccer, Boy's Swimming & Diving, Boy's Tennis, Boy's Track & Field, Boy's Volleyball, Boy's Water Polo, Boy's Wrestling, Color Guard, Girl's Badminton, Girl's Basketball, Girl's Bowling, Girl's Competitive Cheerleading, Girl's Competitive Dance, Girl's Cross Country, Girl's Golf, Girl's Gymnastics, Girl's Lacrosse, Girl's Soccer, Girl's Softba...

School Personnel Resources

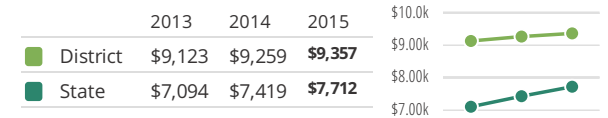
Department Chair, English as a Second Language Teacher, General Administrator or General Supervi, Librarian/Media Specialist, Paraprofessional, School Guidance Counselor, School Nurse, School Psychologist, School Social Worker, Special Education Teacher, Speech Language Pathologist-non teaching, Student Dean

Facilities

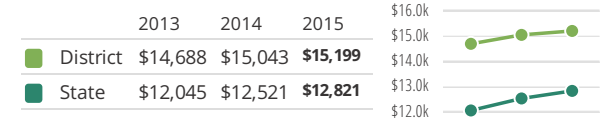
Most of this data has been collected by ISBE from school districts through data systems. Some information, such as the School Highlights, is entered directly by principals and can be updated throughout the year.

District Finance

Instructional Spending per Pupil includes only the activities directly dealing with the teaching of students or the interaction between teachers and students.



Operational Spending per Pupil includes all costs for overall operations in this school's district, including Instructional Spending, but excluding summer school, adult education, capital expenditures, and long-term debt payments.



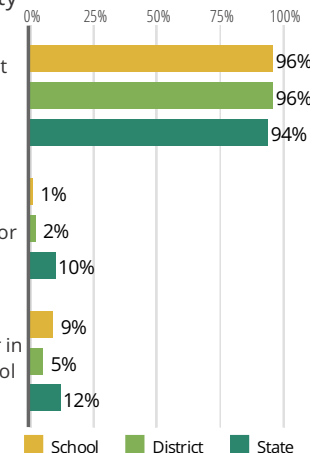
Educator Measures

This school has had **1 principal(s)** over the past 6 years. In the last three years, an average of **94% of teachers** return to this school each year.

Student Attendance and Mobility

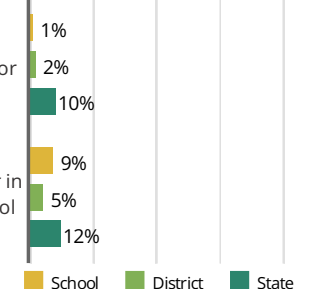
Attendance Rate

Rate at which students are present at school, not including excused or unexcused absences



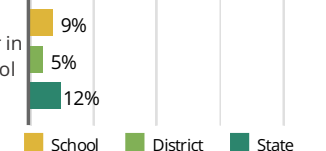
Chronic Truancy Rate

Percentage of students who have been absent without valid reasons for 5% or more of regular school days



Student Mobility

Percentage of students who transfer in or out of the school during the school year, not including graduates



FOR MORE INFORMATION

Visit IllinoisReportCard.com to see additional details about each item of information for this school. There you will find charts spanning multiple years, detailed explanations, resources, more of the school's programs and activities, and powerful tools that let you dig deeper into data.