



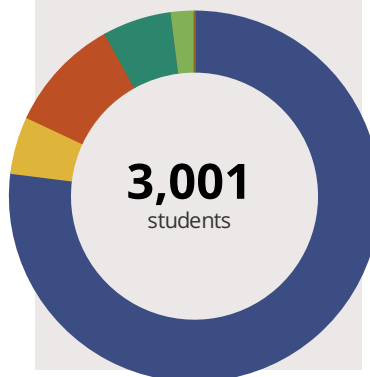
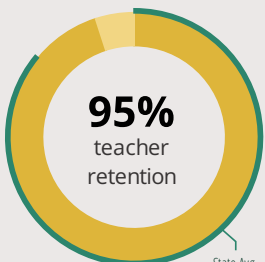
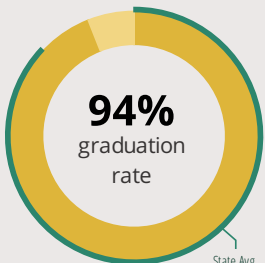
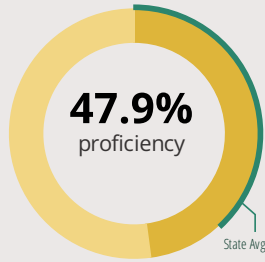
CARL SANDBURG HIGH SCHOOL

13300 S LA GRANGE RD ORLAND PARK, IL 60462 1325 (708) 671-3100

Grades: 9-12
District: CONS HSD 230

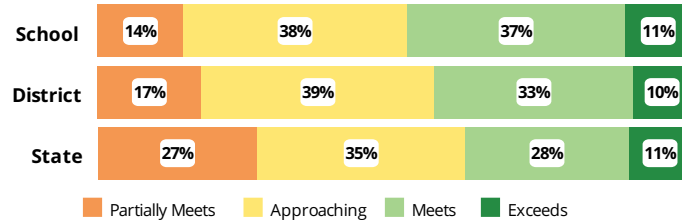
Principal: Mrs. Deborah Baker
Superintendent: Dr. James Gay

FAST FACTS



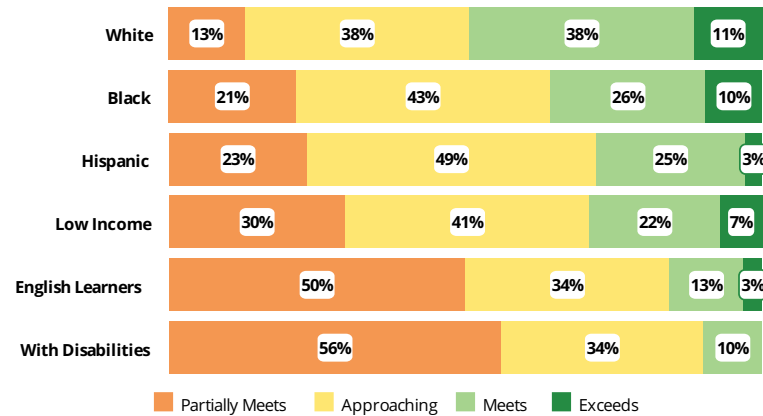
Academic Success

High school students take the SAT in Math and English Language Arts. The display shows SAT results in four performance levels.



Success by Student Group

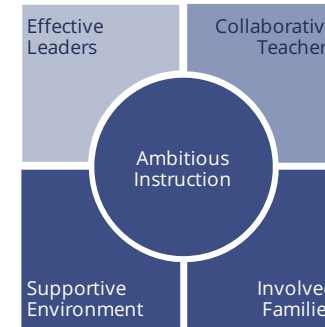
This display shows SAT performance levels for each student group. No data is shown for groups with fewer than 10 students.



Student Characteristics

White	77%	Low Income	12%
Black	5%	English Learners	3%
Hispanic	10%	With Disabilities	10%
Asian	6%	Homeless	1%
American Indian	0%		
Two or More Races	2%		
Pacific Islander	0%		

School Environment



The **5Essentials Survey** allows students in grades 6-12 and all teachers to share their perspectives on essential conditions for learning. The anonymous survey consists of 5 components.

- Most implementation
- More implementation
- Average implementation
- Less implementation
- Least implementation
- Not Applicable/Low Response

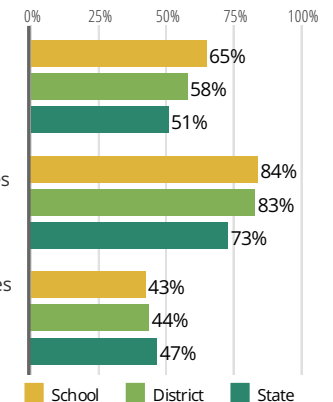
Response Rates

Students	87%
Teachers	99%

- Less Effective Leaders**
Do principals and teachers implement a shared vision for success?
- Average Collaborative Teachers**
Do teachers collaborate to promote professional growth?
- More Ambitious Instruction**
Are the classes challenging and engaging?
- More Supportive Environment**
Is the school safe, demanding, and supportive?
- More Involved Families**
Does the entire staff build strong external relationships?

College Readiness

Ready for College Coursework
Students who meet or exceed ACT college readiness benchmarks



Postsecondary Enrollment
Students who enroll at colleges and universities

Postsecondary Remediation (lower is better)
Students enrolled in Illinois community colleges who require remedial coursework



CARL SANDBURG HIGH SCHOOL

School Highlights

Academic Courses

Adult Living, Advanced Black & White Photography, Advanced Ceramics, Advanced Computer Art, Advanced Drawing, Advertising Art, Anatomy & Physiology, Animal Behavior, AP Biology, AP Calculus AB, AP Calculus BC, AP Chemistry, AP Computer Science AB, AP English Language and Composition, AP English Literature and Composition, AP Environmental Science, AP European History, AP Government, AP Human Geography, AP Macroeconomics, AP Microeconomics, AP Music Theory, AP Physics 1, AP Physics B, AP

Physical Education, Health and Wellness

Challenge Education I, II, Dance Exercise/Group Fitness, Dance I, II, Fitness & Nutrition, General Physical Education Fr - Sr, Health Education Courses, Lifeguarding & Advanced Concepts, PE Leader Program - Jr & Sr, PEOPEL Tutor Program, Strength & Conditioning

Other Programs and Activities

6th/7th Grade Transition Workshops, 8-9th Grade Transition Workshops, Anime, Art Club, Audio Visual Club, Auditorium Tech Crew, Auto Club, Business Professionals of America, Calligraphy Club, Career Education Events, Chess Club, Conflict Resolution, Debate Team, Drama Club, Drama/Theatre, Family Nights, Forensics/Speech Teams, Friendship Connection, German Club, Graphic Arts Club, International Club, Internet Club, Jazz Band, Key Club, Latin Club, Literary Magazine, Madrigals, Marching Band, ...

School Awards

CSHS, in its 60th year, is recognized nationally and statewide: Daily Beast Top High School in the country/Illinois; Top 20 High Schools in Cook County; NSTA Safe Sports-1st Class Rating; Blue Ribbon Health School; National Blue Ribbon Award of Excellence from US Dept of Ed in 1984, 1985; Orland Park Great Schools Rating of 9 out of 10.

Career Development Courses and Programs

Accounting, Adult Living, Advertising, Architectural CAD, Auto Body I, II, III, Automotive Technology I, II, III, BNAT - Basic Nursing Assistant Training, Building Construction, Business Law, Calculus III, Career Internship - Applied Technology, Career Internship - Business, Career Internship - Family and Consumer Sciences, Career Planning, Child Development, College Skills for Success, Computer Aided Design I, II, III, Computer Applications, Computer Maintenance and Repair - A+, Computer Netw...

Athletics

Bass Fishing, Boy's Baseball, Boy's Basketball, Boy's Bowling, Boy's Cross Country, Boy's Football, Boy's Golf, Boy's Gymnastics, Boy's Lacrosse, Boy's Soccer, Boy's Swimming & Diving, Boy's Tennis, Boy's Track & Field, Boy's Volleyball, Boy's Water Polo, Boy's Wrestling, Color Guard, Girl's Badminton, Girl's Basketball, Girl's Bowling, Girl's Competitive Cheerleading, Girl's Competitive Dance, Girl's Cross Country, Girl's Golf, Girl's Gymnastics, Girl's Lacrosse, Girl's Soccer, Girl's Softba...

School Personnel Resources

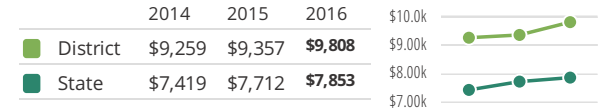
Department Chair, English as a Second Language Teacher, General Administrator or General Supervi, Librarian/Media Specialist, Paraprofessional, School Guidance Counselor, School Nurse, School Psychologist, School Social Worker, Special Education Teacher, Speech Language Pathologist-non teaching, Student Dean

Facilities

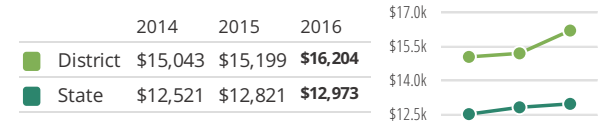
Most of this data has been collected by ISBE from school districts through data systems. Some information, such as the School Highlights, is entered directly by principals and can be updated throughout the year.

District Finance

Instructional Spending per Pupil includes only the activities directly dealing with the teaching of students or the interaction between teachers and students.



Operational Spending per Pupil includes all costs for overall operations in this school's district, including Instructional Spending, but excluding summer school, adult education, capital expenditures, and long-term debt payments.



Educator Measures

This school has had **3 principal(s)** over the past 6 years. In the last three years, an average of **95% of teachers** return to this school each year.

Student Attendance and Mobility

Attendance Rate

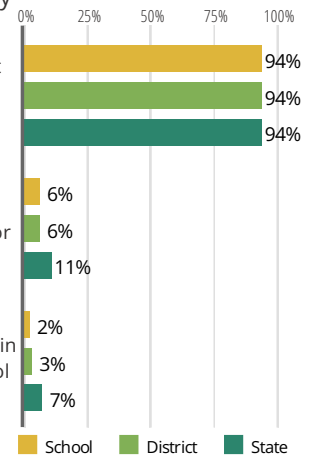
Rate at which students are present at school, not including excused or unexcused absences

Chronic Truancy Rate

Percentage of students who have been absent without valid reasons for 5% or more of regular school days

Student Mobility

Percentage of students who transfer in or out of the school during the school year, not including graduates



FOR MORE INFORMATION

Visit IllinoisReportCard.com to see additional details about each item of information for this school. There you will find charts spanning multiple years, detailed explanations, resources, more of the school's programs and activities, and powerful tools that let you dig deeper into data.