



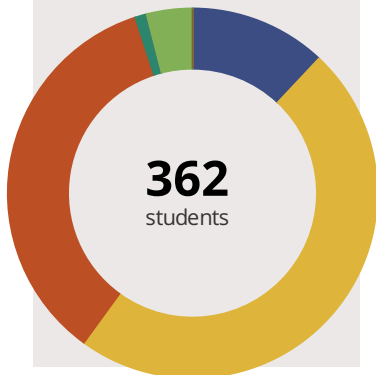
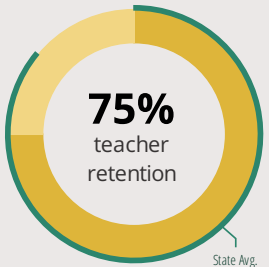
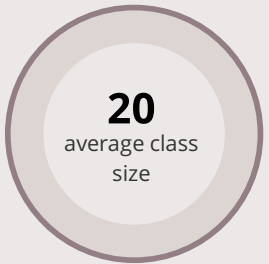
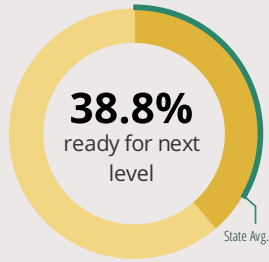
# SERENA HILLS ELEM SCHOOL

255 PLEASANT DR CHICAGO HEIGHTS, IL 60411 1035 (708) 647-7300

Grades: K-5  
District: FLOSSMOOR SD 161

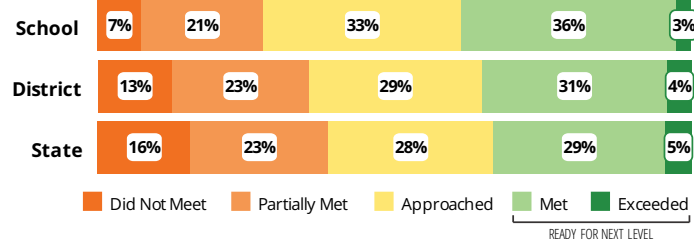
Principal: Dr.Shari Demitrowicz  
Superintendent: Dr.Dana Smith

## FAST FACTS



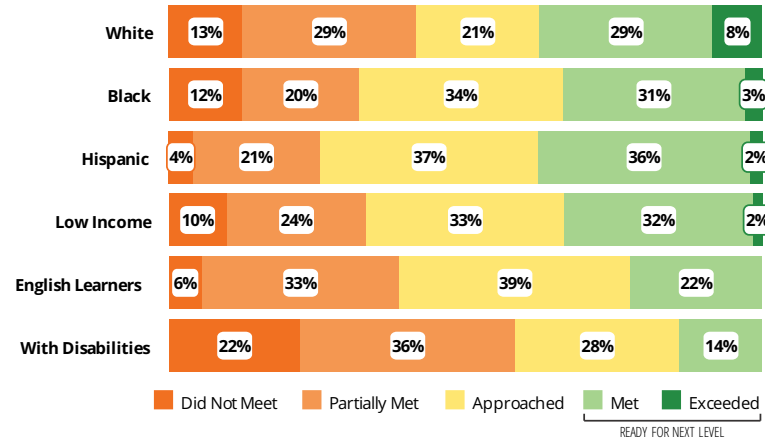
## Academic Success

All Illinois students in grades 3-8 take the PARCC assessment each year. High school students take the PARCC in specific Math or English Language Arts (ELA) courses.



## Success by Student Group

This display shows PARCC performance levels for each student group. No data is shown for groups with fewer than 10 students.

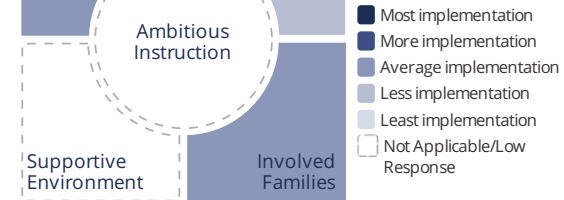


## Student Characteristics

White	12%	Low Income	69%
Black	48%	English Learners	19%
Hispanic	35%	With Disabilities	11%
Asian	1%	Homeless	6%
American Indian	0%		
Two or More Races	4%		
Pacific Islander	0%		

## School Environment

The **5Essentials Survey** allows students in grades 6-12 and all teachers to share their perspectives on essential conditions for learning. The anonymous survey consists of 5 components.



### Response Rates

Students	-
Teachers	93%

### Average Effective Leaders

Do principals and teachers implement a shared vision for success?

### Less Collaborative Teachers

Do teachers collaborate to promote professional growth?

### - Ambitious Instruction

Are the classes challenging and engaging?

### - Supportive Environment

Is the school safe, demanding, and supportive?

### Average Involved Families

Does the entire staff build strong external relationships?

## Student Attendance and Mobility

### Attendance Rate

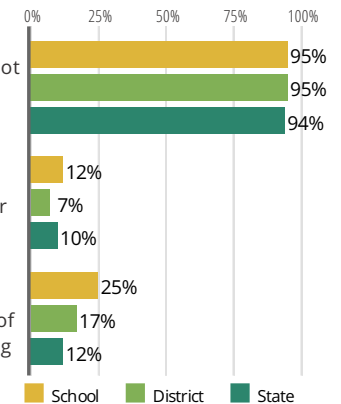
Rate at which students are present at school, not including excused or unexcused absences

### Chronic Truancy Rate

Percentage of students who have been absent without valid reasons for 5% or more of regular school days

### Student Mobility

Percentage of students who transfer in or out of the school during the school year, not including graduates





# SERENA HILLS ELEM SCHOOL

## School Highlights

### Academic Courses

Art History, Band, Bilingual Support, Character Counts, Choir, Gifted and Talented Programs, Junior Great Books, Music Theory, Orchestra, Peer Mentors, Spanish for Native Speakers, Summer School, Supplemental Educational Services (SES) Tutoring, Title 1 Programs

### Physical Education, Health and Wellness

District Wellness Committee, Health Education Courses, Nutrition

### Other Programs and Activities

After School Care, Chess Club, Conflict Resolution, DARE program, Environmental Club, Family Nights, IL PBIS Network, Language Clubs, Math Olympiad, Mentoring Program, Parent Associations, Religious Partnerships, Steppers, Tutoring Program

### School Awards

2012-13 PBIS Full Implementation

### Career Development Courses and Programs

### Athletics

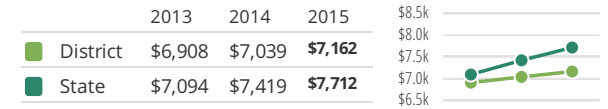
### School Personnel Resources

Bilingual Education Teacher, English as a Second Language Teacher, Paraprofessional, Pre-Kindergarten Teacher, Reading Specialist, School Social Worker, Special Education Teacher, Speech Language Pathologist-non teaching

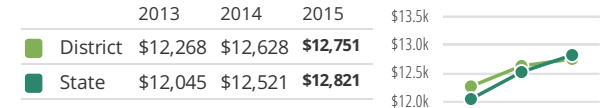
### Facilities

## District Finance

**Instructional Spending per Pupil** includes only the activities directly dealing with the teaching of students or the interaction between teachers and students.



**Operational Spending per Pupil** includes all costs for overall operations in this school's district, including Instructional Spending, but excluding summer school, adult education, capital expenditures, and long-term debt payments.



## Educator Measures

This school has had **3 principal(s)** over the past 6 years. In the last three years, an average of **75% of teachers** return to this school each year.

## FOR MORE INFORMATION

Visit [IllinoisReportCard.com](http://IllinoisReportCard.com) to see additional details about each item of information for this school. There you will find charts spanning multiple years, detailed explanations, resources, more of the school's programs and activities, and powerful tools that let you dig deeper into data.

Most of this data has been collected by ISBE from school districts through data systems. Some information, such as the School Highlights, is entered directly by principals and can be updated throughout the year.