



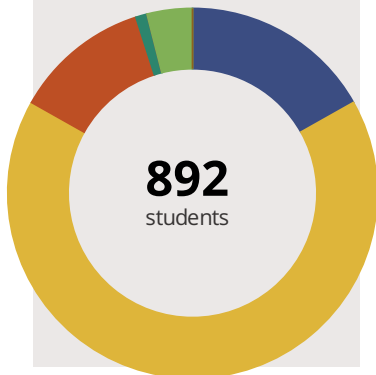
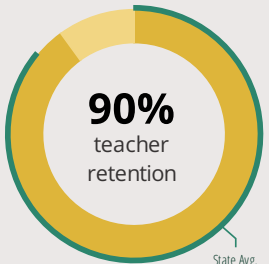
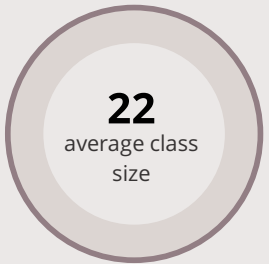
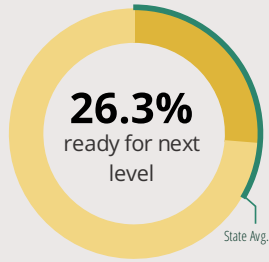
PARKER JUNIOR HIGH SCHOOL

2810 SCHOOL ST FLOSSMOOR, IL 60422 1125 (708) 647-5400

Grades: 6-8
District: FLOSSMOOR SD 161

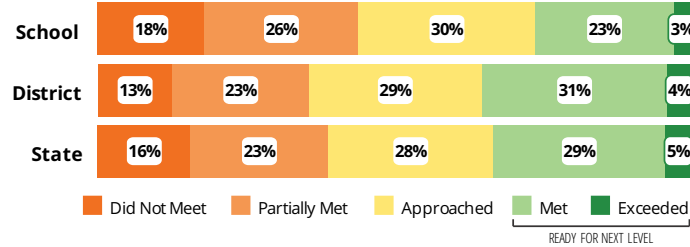
Principal: Mr. Fred Hunter
Superintendent: Dr. Dana Smith

FAST FACTS



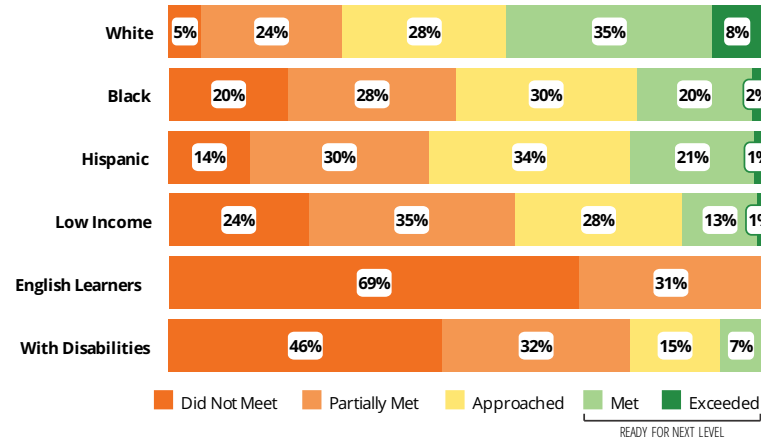
Academic Success

All Illinois students in grades 3-8 take the PARCC assessment each year. High school students take the PARCC in specific Math or English Language Arts (ELA) courses.



Success by Student Group

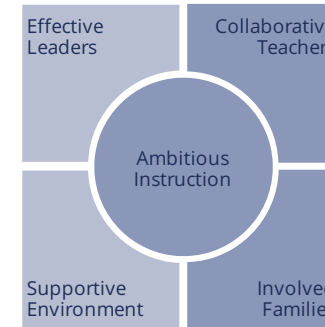
This display shows PARCC performance levels for each student group. No data is shown for groups with fewer than 10 students.



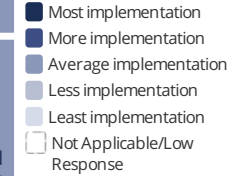
Student Characteristics

White	17%	Low Income	38%
Black	67%	English Learners	1%
Hispanic	12%	With Disabilities	12%
Asian	1%	Homeless	2%
American Indian	0%		
Two or More Races	4%		
Pacific Islander	0%		

School Environment



The **5Essentials Survey** allows students in grades 6-12 and all teachers to share their perspectives on essential conditions for learning. The anonymous survey consists of 5 components.



Response Rates

Students	90%
Teachers	92%

Effective Leaders

Do principals and teachers implement a shared vision for success?

Collaborative Teachers

Do teachers collaborate to promote professional growth?

Ambitious Instruction

Are the classes challenging and engaging?

Supportive Environment

Is the school safe, demanding, and supportive?

Involved Families

Does the entire staff build strong external relationships?

Student Attendance and Mobility

Attendance Rate

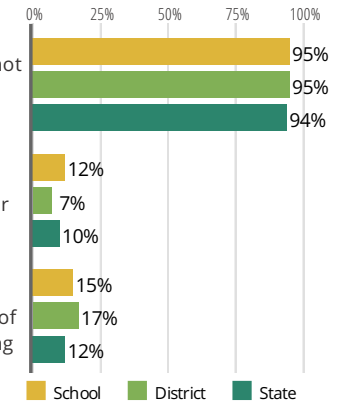
Rate at which students are present at school, not including excused or unexcused absences

Chronic Truancy Rate

Percentage of students who have been absent without valid reasons for 5% or more of regular school days

Student Mobility

Percentage of students who transfer in or out of the school during the school year, not including graduates





PARKER JUNIOR HIGH SCHOOL

School Highlights

Academic Courses

7th Grade Algebra, 8th Grade Algebra, Band, Bilingual Support, Character Counts, Choir, French 1, French I, Geometry, Gifted and Talented Programs, Honors Algebra, Industrial Tech, Orchestra, Peer Mentors, Spanish I, Spanish I, Summer School, Title 1 Programs

Physical Education, Health and Wellness

District Wellness Committee, Health Education Courses

Other Programs and Activities

Chess Club, Conflict Resolution, Drama/Theatre, Forensics/Speech Teams, Marching Band, National Honor Society, Newspaper, Parent Associations, PBIS, Reading Clubs, Science Olympiad, Snowflake, Student Council/Government, Yearbook Club

School Awards

Boys Cross Country Third in Sectional 2013-2014, Boys Track 7th Grade First Place in Sectional 2013-2014, Boys Track 8th Grade First in Sectional 2013-2014, Girls Track 7th Grade First in Sectional 2013-2014, Girls Track 8th Grade First in Sectional 2013-2014, Girls Track 8th Grade Third Place in State 2013-2014, IESA Sportsmanship Awarded to Parker Junior High (15 awarded statewide), Two students advanced to the National Level of the History Bee 2013-2014

Career Development Courses and Programs

Athletics

Boy's Basketball, Boy's Cross Country, Boy's Track & Field, Boy's Volleyball, Girl's Basketball, Girl's Competitive Cheerleading, Girl's Cross Country, Girl's Track & Field, Girl's Volleyball, Steppers

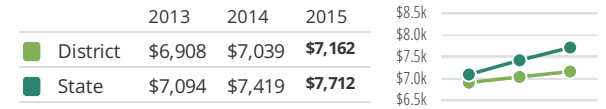
School Personnel Resources

Librarian/Media Specialist, Paraprofessional, School Psychologist, School Social Worker, Special Education Teacher, Student Dean, Supervisor of more than one SSP Area

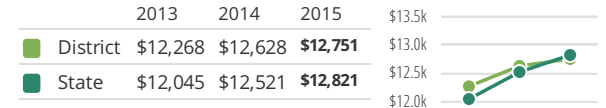
Facilities

District Finance

Instructional Spending per Pupil includes only the activities directly dealing with the teaching of students or the interaction between teachers and students.



Operational Spending per Pupil includes all costs for overall operations in this school's district, including Instructional Spending, but excluding summer school, adult education, capital expenditures, and long-term debt payments.



Educator Measures

This school has had **3 principal(s)** over the past 6 years. In the last three years, an average of **90% of teachers** return to this school each year.

FOR MORE INFORMATION

Visit IllinoisReportCard.com to see additional details about each item of information for this school. There you will find charts spanning multiple years, detailed explanations, resources, more of the school's programs and activities, and powerful tools that let you dig deeper into data.

Most of this data has been collected by ISBE from school districts through data systems. Some information, such as the School Highlights, is entered directly by principals and can be updated throughout the year.