



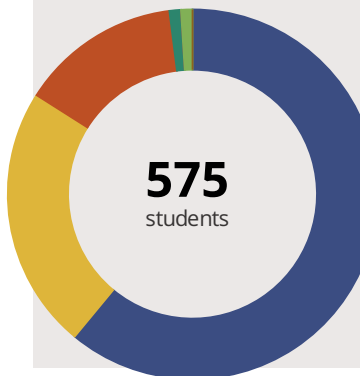
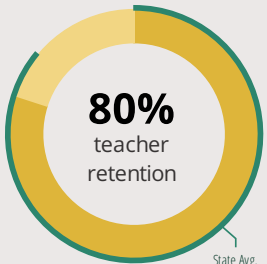
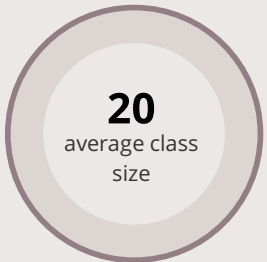
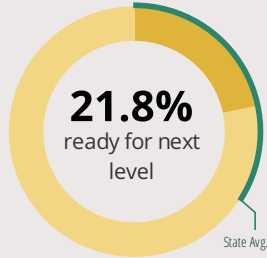
GEORGE T WILKINS ELEM SCHOOL

8001 S 82ND AVE JUSTICE, IL 60458 1569 (708) 496-8708

Grades: K-6
District: INDIAN SPRINGS SD 109

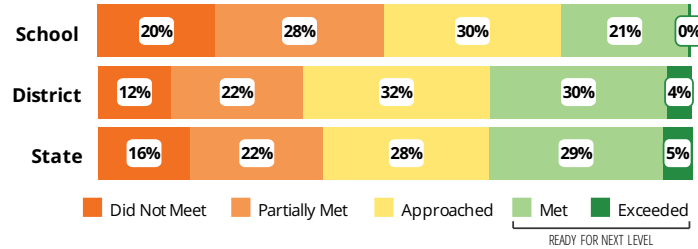
Principal: Dr. Robert Sendar
Superintendent: Dr. Blair Nuccio

FAST FACTS



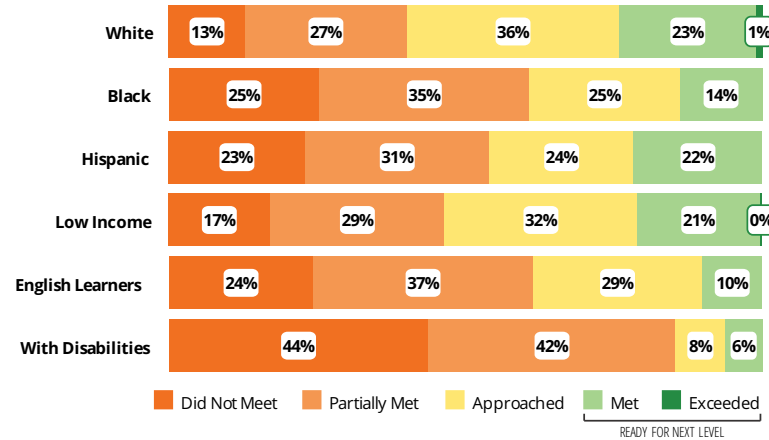
Academic Success

Elementary All Illinois students in grades 3-8 take the PARCC assessment each year. High school students take the SAT in Math and English Language Arts.



Success by Student Group

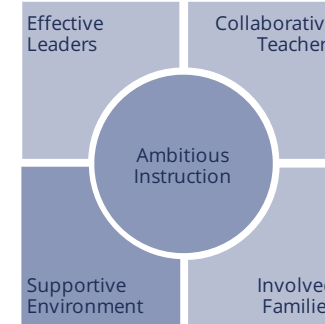
This display shows PARCC performance levels for each student group. No data is shown for groups with fewer than 10 students.



Student Characteristics

White	61%	Low Income	75%
Black	23%	English Learners	32%
Hispanic	14%	With Disabilities	8%
Asian	1%	Homeless	1%
American Indian	0%		
Two or More Races	1%		
Pacific Islander	0%		

School Environment



The **5Essentials Survey** allows students in grades 6-12 and all teachers to share their perspectives on essential conditions for learning. The anonymous survey consists of 5 components.

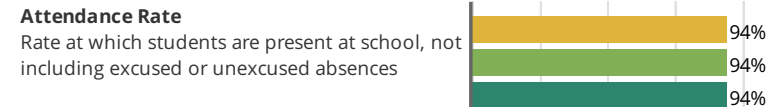
- Most implementation
- More implementation
- Average implementation
- Less implementation
- Least implementation
- Not Applicable/Low Response

Response Rates

Students	95%
Teachers	72%

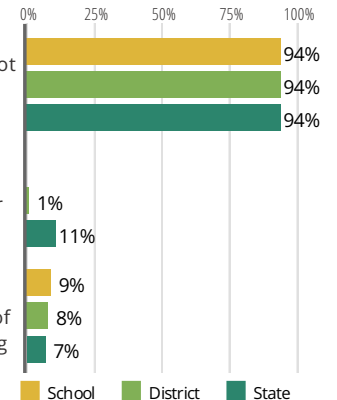
- Less Effective Leaders**
Do principals and teachers implement a shared vision for success?
- Less Collaborative Teachers**
Do teachers collaborate to promote professional growth?
- Average Ambitious Instruction**
Are the classes challenging and engaging?
- Average Supportive Environment**
Is the school safe, demanding, and supportive?
- Less Involved Families**
Does the entire staff build strong external relationships?

Student Attendance and Mobility



Chronic Truancy Rate
Percentage of students who have been absent without valid reasons for 5% or more of regular school days

Student Mobility
Percentage of students who transfer in or out of the school during the school year, not including graduates





GEORGE T WILKINS ELEM SCHOOL

School Highlights

Academic Courses

Band, Choir, Gifted and Talented Programs, Orchestra, Summer School, Supplemental Educational Services (SES) Tutoring, Title 1 Programs

Career Development Courses and Programs

Physical Education, Health and Wellness

Athletics

Other Programs and Activities

Afterschool Art Club, Family Nights, Mentoring Program, Newspaper, Parent Associations, Poetry Workshops, Religious Partnerships, Student Council/Government, Technology Club, Tutoring Program, Yearbook Club

School Personnel Resources

English as a Second Language Teacher, Paraprofessional, Reading Specialist, School Social Worker, Special Education Teacher, Speech Language Pathologist-non teaching

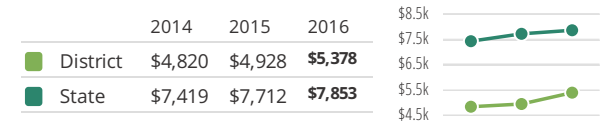
School Awards

District N.C.A. Accreditation, National Board Certified Art Teacher, Village of Bridgeview Illinois Lions Club Teacher of the Year Award

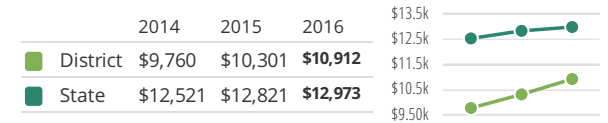
Facilities

District Finance

Instructional Spending per Pupil includes only the activities directly dealing with the teaching of students or the interaction between teachers and students.



Operational Spending per Pupil includes all costs for overall operations in this school's district, including Instructional Spending, but excluding summer school, adult education, capital expenditures, and long-term debt payments.



Educator Measures

This school has had **2 principal(s)** over the past 6 years. In the last three years, an average of **80% of teachers** return to this school each year.

FOR MORE INFORMATION

Visit IllinoisReportCard.com to see additional details about each item of information for this school. There you will find charts spanning multiple years, detailed explanations, resources, more of the school's programs and activities, and powerful tools that let you dig deeper into data.

Most of this data has been collected by ISBE from school districts through data systems. Some information, such as the School Highlights, is entered directly by principals and can be updated throughout the year.