

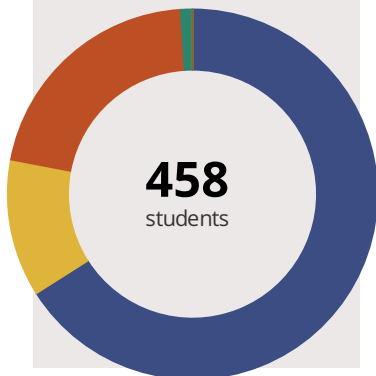
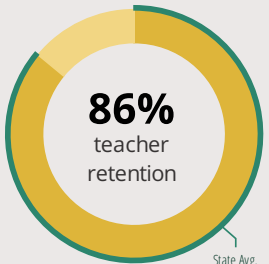
ROBINA LYLE ELEMENTARY SCHOOL

7801 W 75TH ST BRIDGEVIEW, IL 60455 1288 (708) 496-8722

Grades: K-6
District: INDIAN SPRINGS SD 109

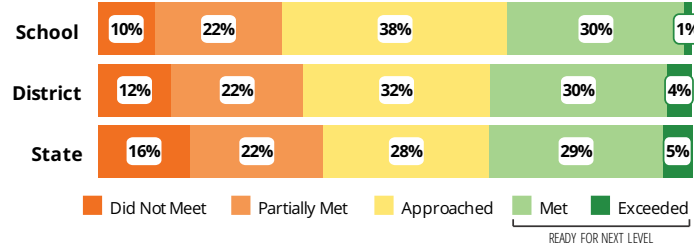
Principal: Mrs.Nuray Kavustuk
Superintendent: Dr.Blair Nuccio

FAST FACTS



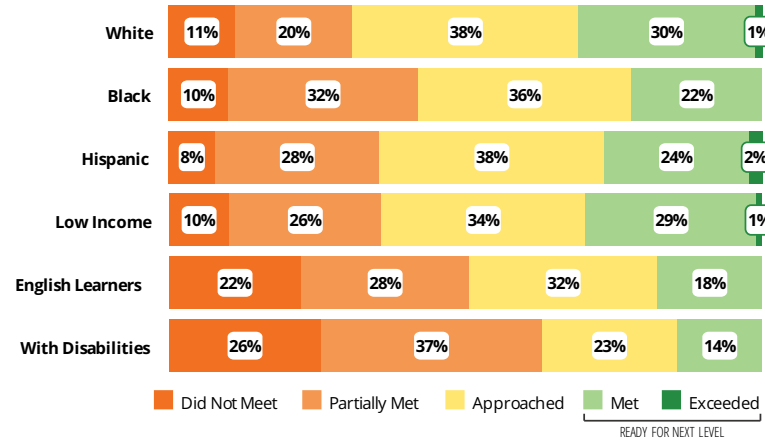
Academic Success

Elementary All Illinois students in grades 3-8 take the PARCC assessment each year. High school students take the SAT in Math and English Language Arts.



Success by Student Group

This display shows PARCC performance levels for each student group. No data is shown for groups with fewer than 10 students.

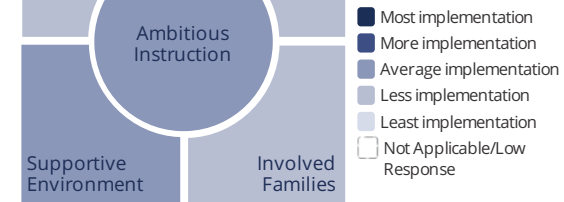


Student Characteristics

White	66%	Low Income	62%
Black	12%	English Learners	31%
Hispanic	21%	With Disabilities	14%
Asian	1%	Homeless	1%
American Indian	0%		
Two or More Races	0%		
Pacific Islander	0%		

School Environment

The **5Essentials Survey** allows students in grades 6-12 and all teachers to share their perspectives on essential conditions for learning. The anonymous survey consists of 5 components.



Response Rates

Students	92%
Teachers	76%

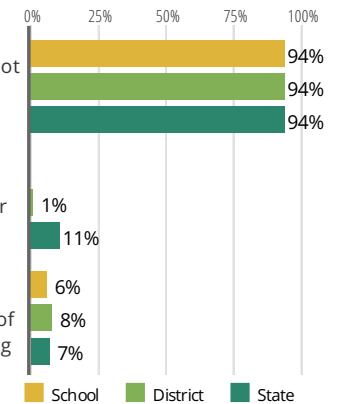
- Less Effective Leaders**
Do principals and teachers implement a shared vision for success?
- Less Collaborative Teachers**
Do teachers collaborate to promote professional growth?
- Average Ambitious Instruction**
Are the classes challenging and engaging?
- Average Supportive Environment**
Is the school safe, demanding, and supportive?
- Less Involved Families**
Does the entire staff build strong external relationships?

Student Attendance and Mobility

Attendance Rate
Rate at which students are present at school, not including excused or unexcused absences

Chronic Truancy Rate
Percentage of students who have been absent without valid reasons for 5% or more of regular school days

Student Mobility
Percentage of students who transfer in or out of the school during the school year, not including graduates





ROBINA LYLE ELEMENTARY SCHOOL

School Highlights

Academic Courses

Band, Bilingual Support, Character Counts, Gifted and Talented Programs, Orchestra, Summer School, Title 1 Programs

Career Development Courses and Programs

Physical Education, Health and Wellness

Athletics

Other Programs and Activities

After School Care, Before School Care, DARE program, Extended Day Initiative for Reading and Math, Family Nights, Mentoring Program, Music Club, Parent Associations, Student Ambassadors, Student Council/Government, Yearbook Club

School Personnel Resources

Bilingual Education Teacher, English as a Second Language Teacher, Paraprofessional, Reading Specialist, School Psychologist, School Social Worker, Special Education Teacher, Speech Language Pathologist-non teaching

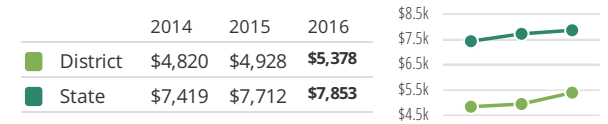
School Awards

2006 Illinois Honor Roll School Award, District NCA Accreditation, ISBE Model School District, Lions Club Annual Educator of the Year, National Board Certified Art Teacher

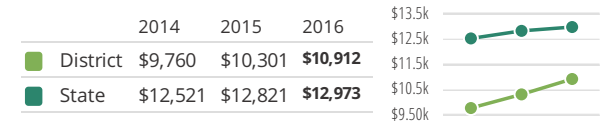
Facilities

District Finance

Instructional Spending per Pupil includes only the activities directly dealing with the teaching of students or the interaction between teachers and students.



Operational Spending per Pupil includes all costs for overall operations in this school's district, including Instructional Spending, but excluding summer school, adult education, capital expenditures, and long-term debt payments.



Educator Measures

This school has had **2 principal(s)** over the past 6 years. In the last three years, an average of **86% of teachers** return to this school each year.

FOR MORE INFORMATION

Visit IllinoisReportCard.com to see additional details about each item of information for this school. There you will find charts spanning multiple years, detailed explanations, resources, more of the school's programs and activities, and powerful tools that let you dig deeper into data.

Most of this data has been collected by ISBE from school districts through data systems. Some information, such as the School Highlights, is entered directly by principals and can be updated throughout the year.