



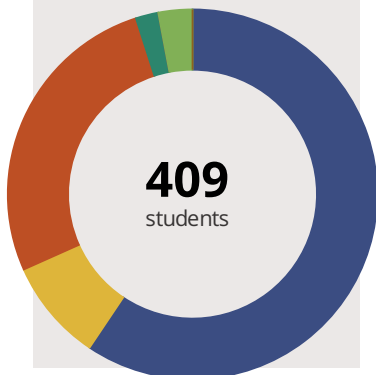
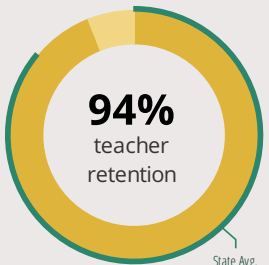
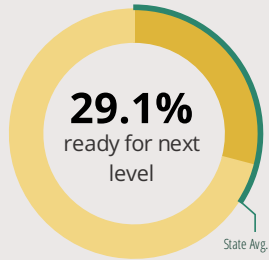
BRIDGEVIEW ELEM SCHOOL

7800 S THOMAS AVE BRIDGEVIEW, IL 60455 1524 (708) 496-8713

Grades: K-6
District: INDIAN SPRINGS SD 109

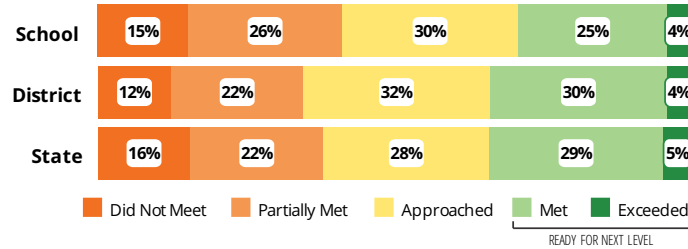
Principal: Mrs.Candice Prete
Superintendent: Dr.Blair Russo

FAST FACTS



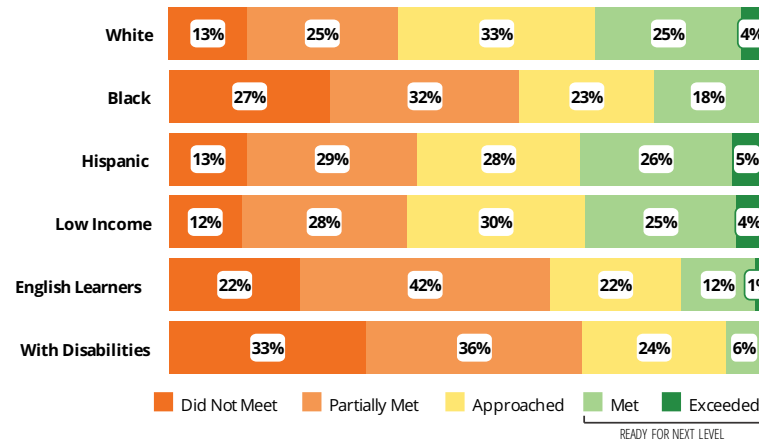
Academic Success

Elementary All Illinois students in grades 3-8 take the PARCC assessment each year. High school students take the SAT in Math and English Language Arts.



Success by Student Group

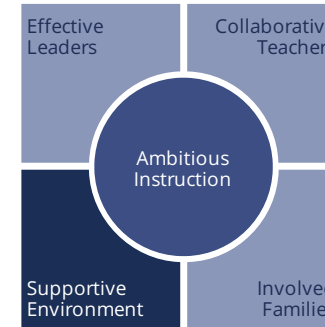
This display shows PARCC performance levels for each student group. No data is shown for groups with fewer than 10 students.



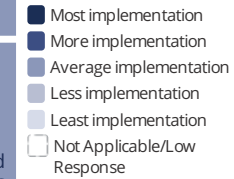
Student Characteristics

White	60%	Low Income	65%
Black	9%	English Learners	27%
Hispanic	27%	With Disabilities	10%
Asian	2%	Homeless	0%
American Indian	0%		
Two or More Races	3%		
Pacific Islander	0%		

School Environment



The **5Essentials Survey** allows students in grades 6-12 and all teachers to share their perspectives on essential conditions for learning. The anonymous survey consists of 5 components.



Response Rates

Students	88%
Teachers	71%

Average Effective Leaders

Do principals and teachers implement a shared vision for success?

Average Collaborative Teachers

Do teachers collaborate to promote professional growth?

More Ambitious Instruction

Are the classes challenging and engaging?

Most Supportive Environment

Is the school safe, demanding, and supportive?

Average Involved Families

Does the entire staff build strong external relationships?

Student Attendance and Mobility

Attendance Rate

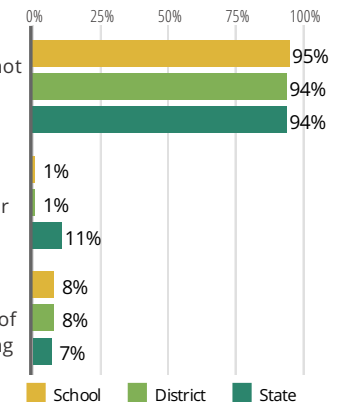
Rate at which students are present at school, not including excused or unexcused absences

Chronic Truancy Rate

Percentage of students who have been absent without valid reasons for 5% or more of regular school days

Student Mobility

Percentage of students who transfer in or out of the school during the school year, not including graduates





BRIDGEVIEW ELEM SCHOOL

School Highlights

Academic Courses

Bi-lingual Support, Character Counts, Gifted and Talented Programs, Supplemental Educational Services (SES) Tutoring, Title I Programs

Career Development Courses and Programs

Physical Education, Health and Wellness

Athletics

Other Programs and Activities

Bridgeview Elementary School works to enhance student learning and build partnerships with the local communities.

School Personnel Resources

Bilingual Education Teacher, English as a Second Language Teacher, Paraprofessional, Reading Specialist, School Social Worker, Special Education Teacher, Speech Language Pathologist-non teaching

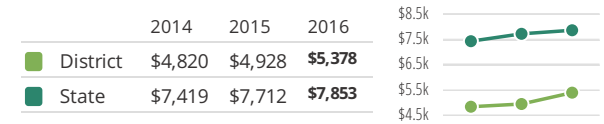
School Awards

2010 Illinois Honor Roll School Award, District NCA Accreditation, ISBE Model School District, Lions Club Annual Educator of the Year Award, Lions Club Educator of the Year

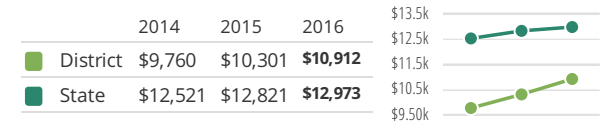
Facilities

District Finance

Instructional Spending per Pupil includes only the activities directly dealing with the teaching of students or the interaction between teachers and students.



Operational Spending per Pupil includes all costs for overall operations in this school's district, including Instructional Spending, but excluding summer school, adult education, capital expenditures, and long-term debt payments.



Educator Measures

This school has had **1 principal(s)** over the past 6 years. In the last three years, an average of **94% of teachers** return to this school each year.

FOR MORE INFORMATION

Visit IllinoisReportCard.com to see additional details about each item of information for this school. There you will find charts spanning multiple years, detailed explanations, resources, more of the school's programs and activities, and powerful tools that let you dig deeper into data.

Most of this data has been collected by ISBE from school districts through data systems. Some information, such as the School Highlights, is entered directly by principals and can be updated throughout the year.