



GEO T WILKINS JR HIGH SCHOOL

8001 S 82ND AVE JUSTICE, IL 60458 1569 (708) 496-8708

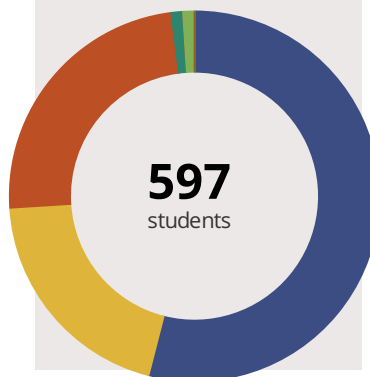
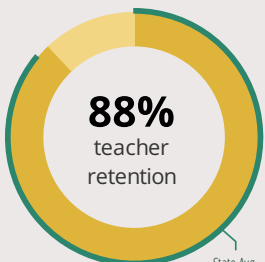
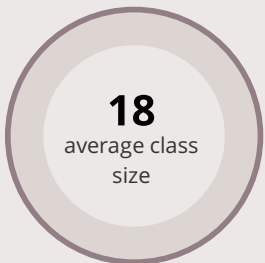
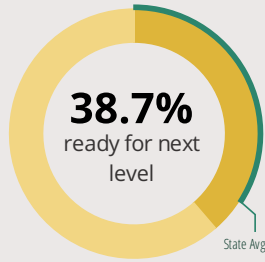
Grades: 7-8

District: INDIAN SPRINGS SD 109

Principal: Mr. Joseph Porrey

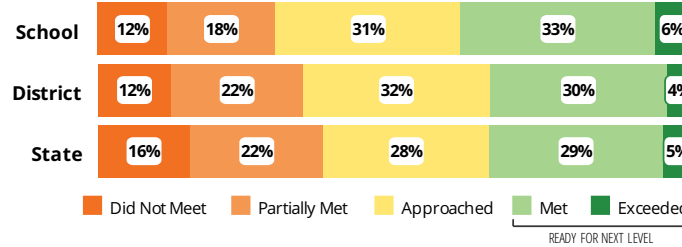
Superintendent: Dr. Blair Rusco

FAST FACTS



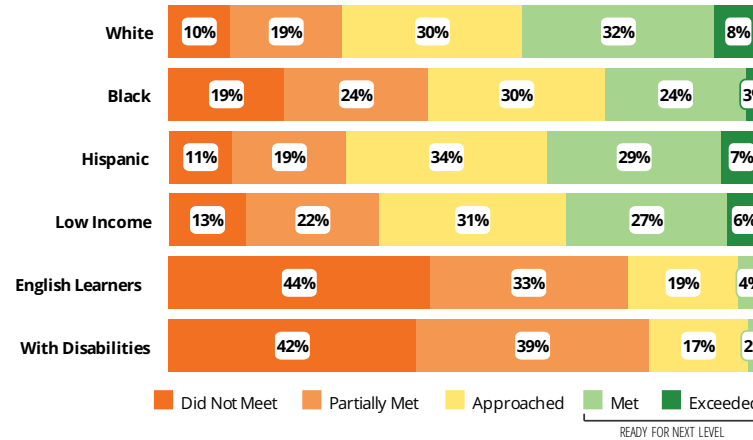
Academic Success

Middle All Illinois students in grades 3-8 take the PARCC assessment each year. High school students take the SAT in Math and English Language Arts.



Success by Student Group

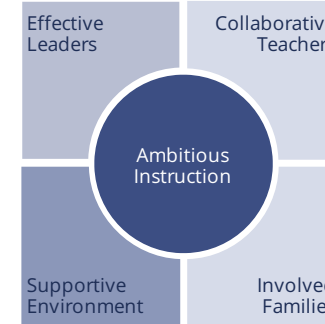
This display shows PARCC performance levels for each student group. No data is shown for groups with fewer than 10 students.



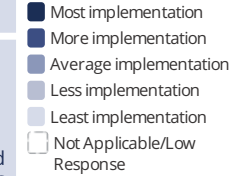
Student Characteristics

White	54%	Low Income	63%
Black	20%	English Learners	10%
Hispanic	24%	With Disabilities	11%
Asian	1%	Homeless	0%
American Indian	0%		
Two or More Races	1%		
Pacific Islander	0%		

School Environment



The **5Essentials Survey** allows students in grades 6-12 and all teachers to share their perspectives on essential conditions for learning. The anonymous survey consists of 5 components.



Response Rates

Students	63%
Teachers	63%

Effective Leaders

Do principals and teachers implement a shared vision for success?

Collaborative Teachers

Do teachers collaborate to promote professional growth?

Ambitious Instruction

Are the classes challenging and engaging?

Supportive Environment

Is the school safe, demanding, and supportive?

Involved Families

Does the entire staff build strong external relationships?

Student Attendance and Mobility

Attendance Rate

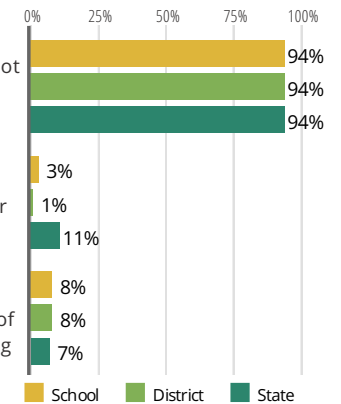
Rate at which students are present at school, not including excused or unexcused absences

Chronic Truancy Rate

Percentage of students who have been absent without valid reasons for 5% or more of regular school days

Student Mobility

Percentage of students who transfer in or out of the school during the school year, not including graduates





GEO T WILKINS JR HIGH SCHOOL

School Highlights

Academic Courses

District 109 - Responsibly Preparing Everyone Today for a Better Tomorrow Students have 40 min periods with Math and ELA being double periods and some students having a third period of Math or ELA if they require additional support.

Physical Education, Health and Wellness

Health Education Courses

Other Programs and Activities

Art Club, Art Club, Chess Club, Choir, Computer Club, Creative Writing, Culture Club, Family Nights, Forensics/Speech Teams, Girl Power, Homework Club, Lab School in partnership with Governors State University, Math Club, National Honor Society, Old School Gamers, Parent Associations, Reading Clubs, Scholastic Bowl, Science Club, Service Club, Student Ambassadors, Student Council/Government, Technology Club, Yearbook Club, Yoga, Zumba

School Awards

Career Development Courses and Programs

Athletics

Boy's Basketball, Boy's Track & Field, Boy's Volleyball, Girl's Basketball, Girl's Competitive Cheerleading, Girl's Competitive Dance, Girl's Track & Field, Girl's Volleyball, Intramural Sports

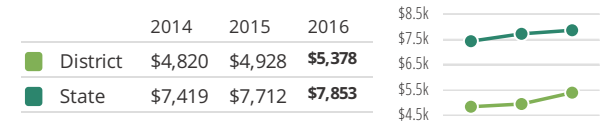
School Personnel Resources

Bilingual Education Teacher, Librarian/Media Specialist, Paraprofessional, School Psychologist, School Social Worker, Special Education Teacher, Speech Language Pathologist-non teaching

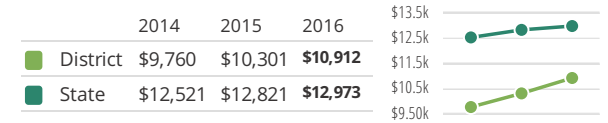
Facilities

District Finance

Instructional Spending per Pupil includes only the activities directly dealing with the teaching of students or the interaction between teachers and students.



Operational Spending per Pupil includes all costs for overall operations in this school's district, including Instructional Spending, but excluding summer school, adult education, capital expenditures, and long-term debt payments.



Educator Measures

This school has had **1 principal(s)** over the past 6 years. In the last three years, an average of **88% of teachers** return to this school each year.

FOR MORE INFORMATION

Visit IllinoisReportCard.com to see additional details about each item of information for this school. There you will find charts spanning multiple years, detailed explanations, resources, more of the school's programs and activities, and powerful tools that let you dig deeper into data.

Most of this data has been collected by ISBE from school districts through data systems. Some information, such as the School Highlights, is entered directly by principals and can be updated throughout the year.