



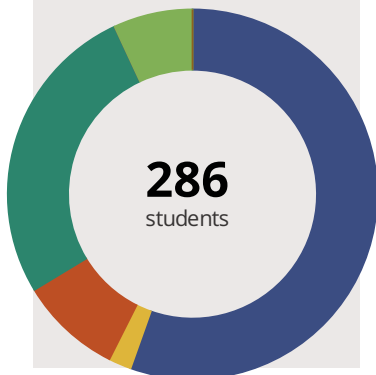
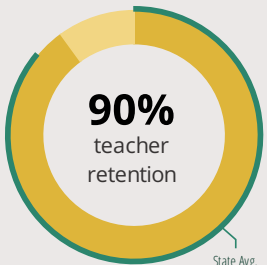
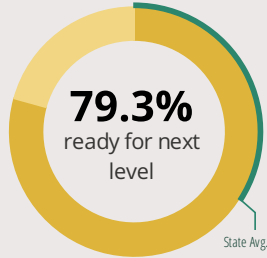
MARIE MURPHY SCHOOL

2921 ILLINOIS RD WILMETTE, IL 60091 1103 (847) 251-3617

Grades: P,6-8
District: AVOCA SD 37

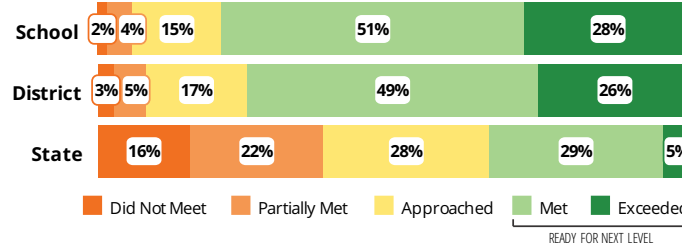
Principal: Mr. Matthew Palcer
Superintendent: Dr. Kevin Jauch

FAST FACTS



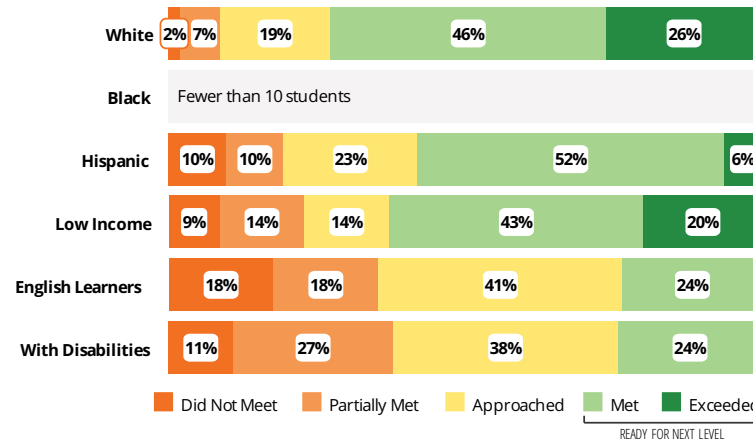
Academic Success

Middle All Illinois students in grades 3-8 take the PARCC assessment each year. High school students take the SAT in Math and English Language Arts.



Success by Student Group

This display shows PARCC performance levels for each student group. No data is shown for groups with fewer than 10 students.



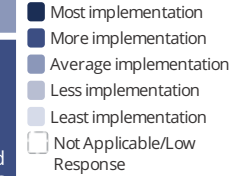
Student Characteristics

White	56%	Low Income	8%
Black	2%	English Learners	5%
Hispanic	9%	With Disabilities	12%
Asian	27%	Homeless	1%
American Indian	0%		
Two or More Races	7%		
Pacific Islander	0%		

School Environment



The **5Essentials Survey** allows students in grades 6-12 and all teachers to share their perspectives on essential conditions for learning. The anonymous survey consists of 5 components.



Response Rates

Students	98%
Teachers	85%

Average Effective Leaders

Do principals and teachers implement a shared vision for success?

Average Collaborative Teachers

Do teachers collaborate to promote professional growth?

More Ambitious Instruction

Are the classes challenging and engaging?

More Supportive Environment

Is the school safe, demanding, and supportive?

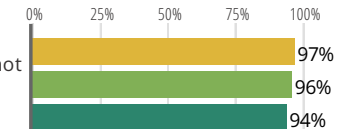
More Involved Families

Does the entire staff build strong external relationships?

Student Attendance and Mobility

Attendance Rate

Rate at which students are present at school, not including excused or unexcused absences



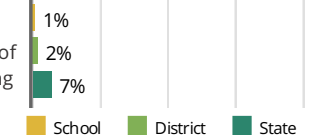
Chronic Truancy Rate

Percentage of students who have been absent without valid reasons for 5% or more of regular school days



Student Mobility

Percentage of students who transfer in or out of the school during the school year, not including graduates





MARIE MURPHY SCHOOL

School Highlights

Academic Courses

7th and 8th Grade Algebra, Accelerated Math Placement, Advanced Learner Services, Art, Band, Choir, Core Plus, Creative Writing, English Learner Services, French, Music, New Trier Math Placement, Orchestra, Second Step Social Emotional Learning, Spanish, Summer School, Theater

Physical Education, Health and Wellness

CPR Training-7th Grade, Daily Physical Education Course, Health Education Courses, Nutrition

Other Programs and Activities

Art Club, Chess Club, Choir, Family Nights, French Exchange Program, Homework Club, Newspaper, Operation Snowflake, Parent Teacher Council, Reading Clubs, Roots and Shoots Club, Science Olympiad, Spring Play, Student Council, Student Government, Technology Club

School Awards

Apple Distinguished Program, ISBE Academic Excellence Award, SchoolSearch Bright Red Apple Award Winner, Science Olympiad Team

Career Development Courses and Programs

Athletics

Boy's Basketball, Boy's Volleyball, Co-Ed Cross Country, Co-Ed Soccer, Girl's Basketball, Girl's Volleyball, Intramural Sports

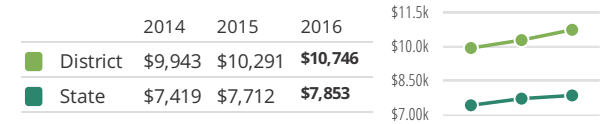
School Personnel Resources

Intervention Specialist, Librarian/Media Specialist, Paraprofessional, Pre-Kindergarten Teacher, Special Education Teacher, Speech Language Pathology Teacher

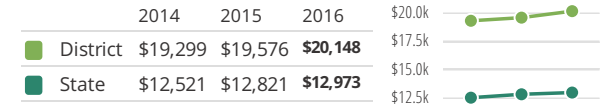
Facilities

District Finance

Instructional Spending per Pupil includes only the activities directly dealing with the teaching of students or the interaction between teachers and students.



Operational Spending per Pupil includes all costs for overall operations in this school's district, including Instructional Spending, but excluding summer school, adult education, capital expenditures, and long-term debt payments.



Educator Measures

This school has had **2 principal(s)** over the past 6 years. In the last three years, an average of **90% of teachers** return to this school each year.

FOR MORE INFORMATION

Visit IllinoisReportCard.com to see additional details about each item of information for this school. There you will find charts spanning multiple years, detailed explanations, resources, more of the school's programs and activities, and powerful tools that let you dig deeper into data.

Most of this data has been collected by ISBE from school districts through data systems. Some information, such as the School Highlights, is entered directly by principals and can be updated throughout the year.