



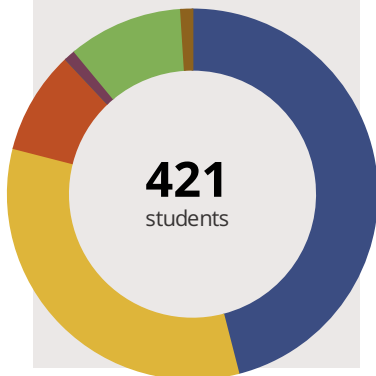
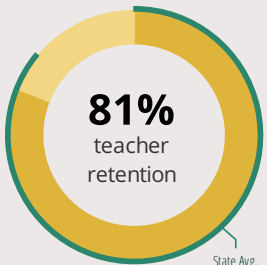
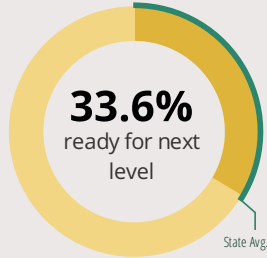
# HIGH MOUNT ELEM SCHOOL

1721 BOUL AVE SWANSEA, IL 62226 4254 (618) 233-1054

Grades: P-8  
District: HIGH MOUNT SD 116

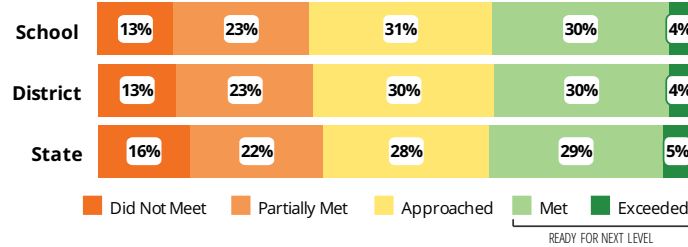
Principal: Mr. George Wilkerson  
Superintendent: Mr. Mark Halwachs

## FAST FACTS



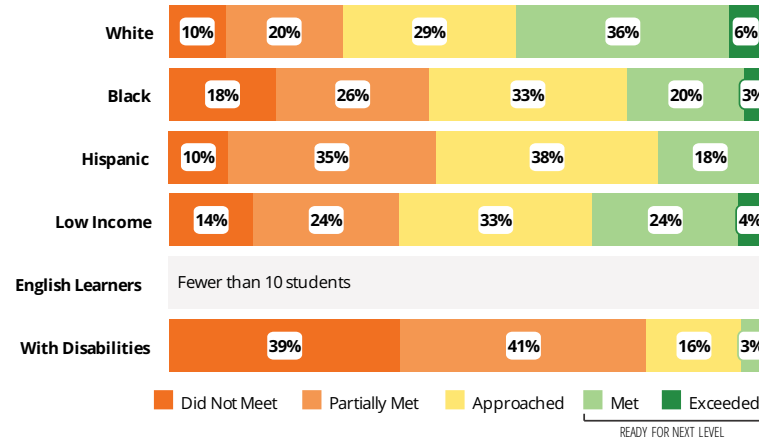
## Academic Success

Middle All Illinois students in grades 3-8 take the PARCC assessment each year. High school students take the SAT in Math and English Language Arts.



## Success by Student Group

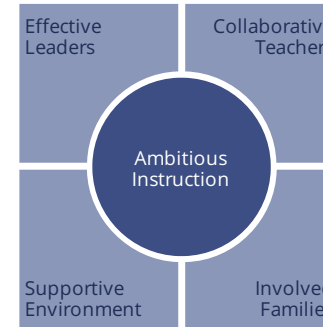
This display shows PARCC performance levels for each student group. No data is shown for groups with fewer than 10 students.



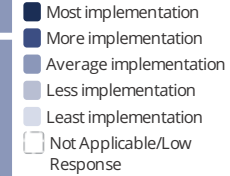
## Student Characteristics

White	46%	Low Income	72%
Black	33%	English Learners	1%
Hispanic	9%	With Disabilities	17%
Asian	0%	Homeless	5%
American Indian	1%		
Two or More Races	10%		
Pacific Islander	1%		

## School Environment



The **5Essentials Survey** allows students in grades 6-12 and all teachers to share their perspectives on essential conditions for learning. The anonymous survey consists of 5 components.



**Response Rates**

Students	85%
Teachers	67%

### Average Effective Leaders

Do principals and teachers implement a shared vision for success?

### Average Collaborative Teachers

Do teachers collaborate to promote professional growth?

### More Ambitious Instruction

Are the classes challenging and engaging?

### Average Supportive Environment

Is the school safe, demanding, and supportive?

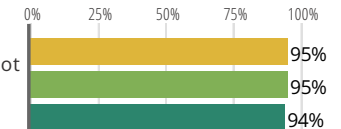
### Average Involved Families

Does the entire staff build strong external relationships?

## Student Attendance and Mobility

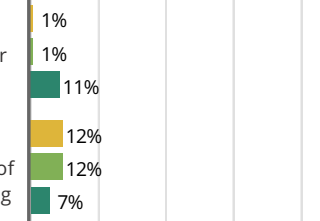
### Attendance Rate

Rate at which students are present at school, not including excused or unexcused absences



### Chronic Truancy Rate

Percentage of students who have been absent without valid reasons for 5% or more of regular school days



### Student Mobility

Percentage of students who transfer in or out of the school during the school year, not including graduates





# HIGH MOUNT ELEM SCHOOL

## School Highlights

### Academic Courses

Band, Character Counts, Peer Mentors, Renaissance Program, Supplemental Educational Services (SES) Tutoring, Title 1 Programs

### Physical Education, Health and Wellness

### Other Programs and Activities

After School Care, Art Club, Before School Care, Chess Club, DARE program, Family Nights, Math Club, National Honor Society, Neighborhood Association Partnership, Newspaper, Scholastic Bowl, Student Council/Government, Tutoring Program, Visionary Club, Yearbook Club

### School Awards

### Career Development Courses and Programs

### Athletics

Boy's Baseball, Boy's Basketball, Boy's Soccer, Boy's Track & Field, Boy's Volleyball, Boy's Wrestling, Girl's Basketball, Girl's Competitive Cheerleading, Girl's Competitive Dance, Girl's Soccer, Girl's Softball, Girl's Track & Field, Girl's Volleyball

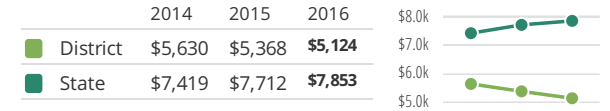
### School Personnel Resources

Librarian/Media Specialist, Reading Teacher, School Social Worker, Special Education Teacher, Speech Language Pathologist-non teaching

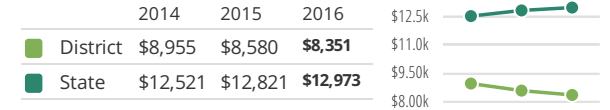
### Facilities

## District Finance

**Instructional Spending per Pupil** includes only the activities directly dealing with the teaching of students or the interaction between teachers and students.



**Operational Spending per Pupil** includes all costs for overall operations in this school's district, including Instructional Spending, but excluding summer school, adult education, capital expenditures, and long-term debt payments.



## Educator Measures

This school has had **1 principal(s)** over the past 6 years. In the last three years, an average of **81% of teachers** return to this school each year.

## FOR MORE INFORMATION

Visit [IllinoisReportCard.com](http://IllinoisReportCard.com) to see additional details about each item of information for this school. There you will find charts spanning multiple years, detailed explanations, resources, more of the school's programs and activities, and powerful tools that let you dig deeper into data.

Most of this data has been collected by ISBE from school districts through data systems. Some information, such as the School Highlights, is entered directly by principals and can be updated throughout the year.