



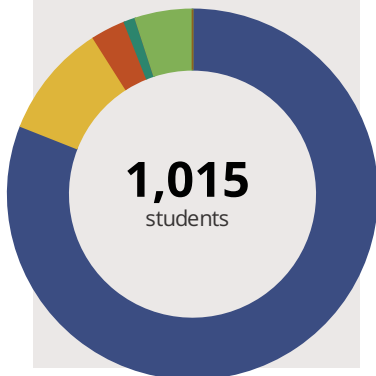
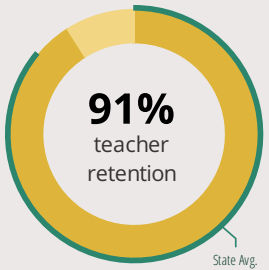
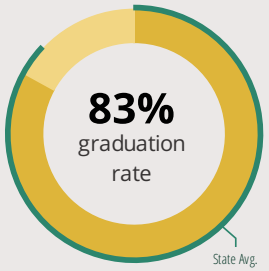
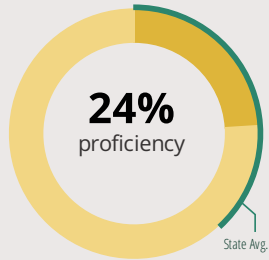
LIMESTONE COMMUNITY HIGH SCHOOL

4201 AIRPORT RD PEORIA, IL 61607 2113 (309) 697-6271

Grades: 9-12
District: LIMESTONE CHSD 310

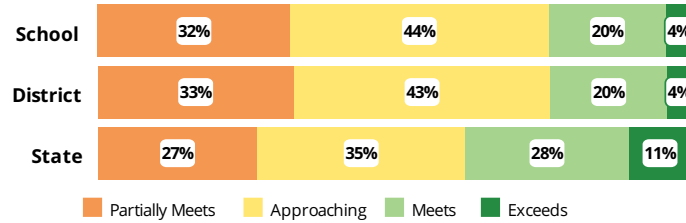
Principal: Mrs. Jeri Look
Superintendent: Dr. Allan Gresham

FAST FACTS



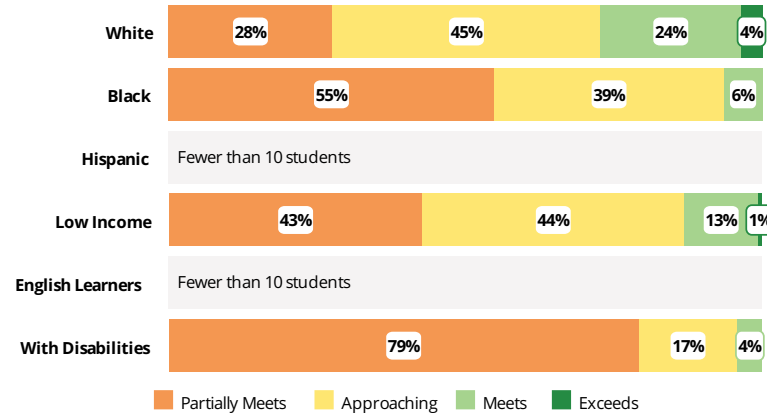
Academic Success

High school students take the SAT in Math and English Language Arts. The display shows SAT results in four performance levels.



Success by Student Group

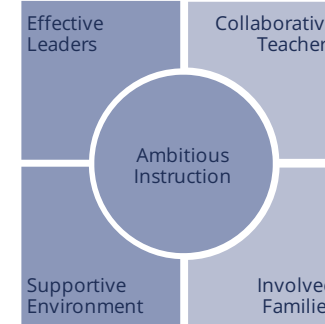
This display shows SAT performance levels for each student group. No data is shown for groups with fewer than 10 students.



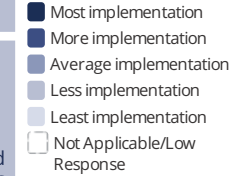
Student Characteristics

White	81%	Low Income	44%
Black	10%	English Learners	0%
Hispanic	3%	With Disabilities	13%
Asian	1%	Homeless	1%
American Indian	0%		
Two or More Races	5%		
Pacific Islander	0%		

School Environment



The **5Essentials Survey** allows students in grades 6-12 and all teachers to share their perspectives on essential conditions for learning. The anonymous survey consists of 5 components.



Response Rates	
Students	76%
Teachers	89%

Average Effective Leaders

Do principals and teachers implement a shared vision for success?

Less Collaborative Teachers

Do teachers collaborate to promote professional growth?

Average Ambitious Instruction

Are the classes challenging and engaging?

Average Supportive Environment

Is the school safe, demanding, and supportive?

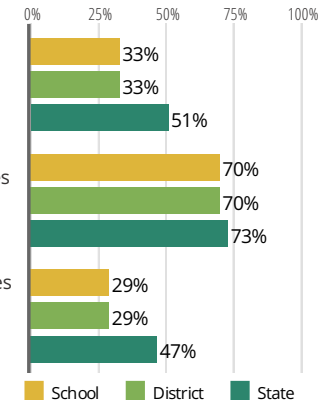
Less Involved Families

Does the entire staff build strong external relationships?

College Readiness

Ready for College Coursework

Students who meet or exceed ACT college readiness benchmarks



Postsecondary Enrollment

Students who enroll at colleges and universities

Postsecondary Remediation (lower is better)

Students enrolled in Illinois community colleges who require remedial coursework



LIMESTONE COMMUNITY HIGH SCHOOL

School Highlights

Academic Courses

AP Calculus AB, AP Calculus BC, AP Statistics, Earth Science (EASC 111), English IV Sem 1 (ENGL 110), English IV Sem 2 (ENGL 111), Pre-Calculus Sem 1 (MATH 115), Pre-Calculus Sem 2 (MATH 120), US History Sem 1 (HIST 201), US History Sem 2 (HIST 202), Welding I, Welding II, Welding III, Western Civil

Physical Education, Health and Wellness

Fitness Testing, Weight Lifting/Toning, Health Education Courses, Foods/Nutrition Courses

Other Programs and Activities

8th Grade Preview Night, Athletic Booster Club, Band Booster Club, Freshman Orientation, Limestone Area Administrators (LAA), Mentoring Program, Parent Orientation, Scholars' Recognition Program, Tutoring Program, Art Club, Auditorium Tech Crew, Auto Club, Drama/Theatre, FIRST Robotics, Key Club, Ma

School Awards

2013 IHSA 3rd Place Boys Basketball

Career Development Courses and Programs

Accounting II, Accounting I, Advanced Marketing, Architectural Drafting I, Architectural Drafting II, Automotive Technician I, Automotive Technician II, Business and Technology Concepts, Business Law, Care and Learning Services Occupations, Carpentry I, Carpentry II, Child Development and Parenting

Athletics

Bass Fishing, Boy's Baseball, Boy's Basketball, Boy's Cross Country, Boy's Football, Boy's Golf, Boy's Soccer, Boy's Tennis, Boy's Track & Field, Boy's Wrestling, Color Guard, Conditioning and Fitness Classes, Girl's Basketball, Girl's Competitive Cheerleading, Girl's Competitive Dance, Girl's Cross

School Personnel Resources

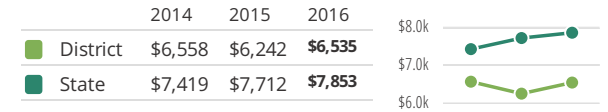
CTE Supervisor, General Administrator or General Supervi, Librarian/Media Specialist, Paraprofessional, School Guidance Counselor, School Nurse, School Psychologist, School Social Worker, Special Education Teacher, Student Dean, Technology Specialist, Vocational Coordinator

Facilities

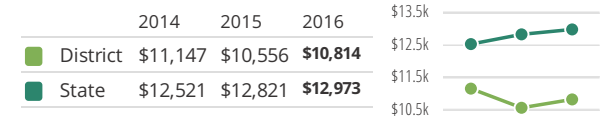
Auditorium, Automotive Shop, Ceramics Lab, Drafting Computer Lab, Five Computer Labs, Photography Computer Lab, Welding Shop, Wood Shop

District Finance

Instructional Spending per Pupil includes only the activities directly dealing with the teaching of students or the interaction between teachers and students.



Operational Spending per Pupil includes all costs for overall operations in this school's district, including Instructional Spending, but excluding summer school, adult education, capital expenditures, and long-term debt payments.



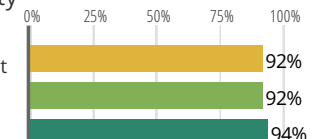
Educator Measures

This school has had **2 principal(s)** over the past 6 years. In the last three years, an average of **91% of teachers** return to this school each year.

Student Attendance and Mobility

Attendance Rate

Rate at which students are present at school, not including excused or unexcused absences



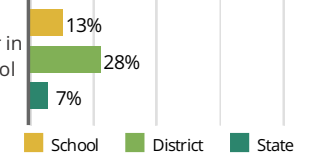
Chronic Truancy Rate

Percentage of students who have been absent without valid reasons for 5% or more of regular school days



Student Mobility

Percentage of students who transfer in or out of the school during the school year, not including graduates



FOR MORE INFORMATION

Visit IllinoisReportCard.com to see additional details about each item of information for this school. There you will find charts spanning multiple years, detailed explanations, resources, more of the school's programs and activities, and powerful tools that let you dig deeper into data.

Most of this data has been collected by ISBE from school districts through data systems. Some information, such as the School Highlights, is entered directly by principals and can be updated throughout the year.