

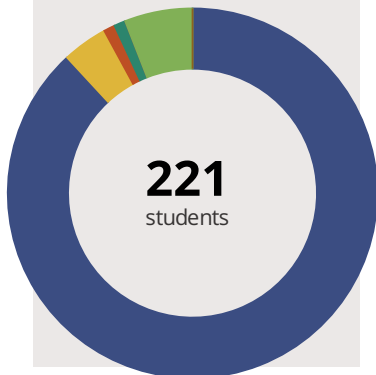
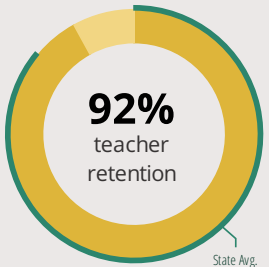
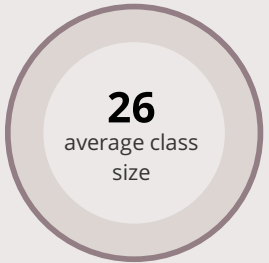
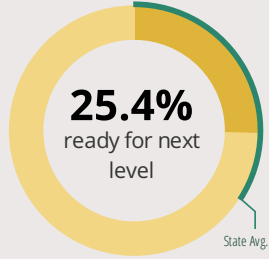
EAST ALTON MIDDLE SCHOOL

1000 3RD ST EAST ALTON, IL 62024 1605 (618) 433-2201

Grades: 6-8
District: EAST ALTON SD 13

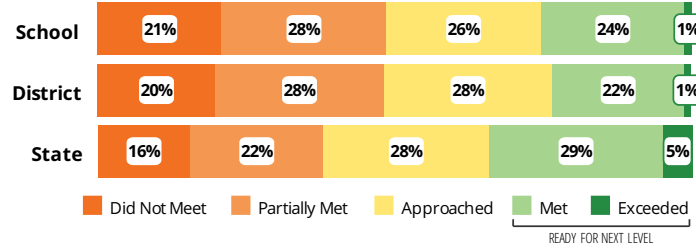
Principal: Mrs.Kelli Decker
Superintendent: Mrs.Emily Warnecke

FAST FACTS



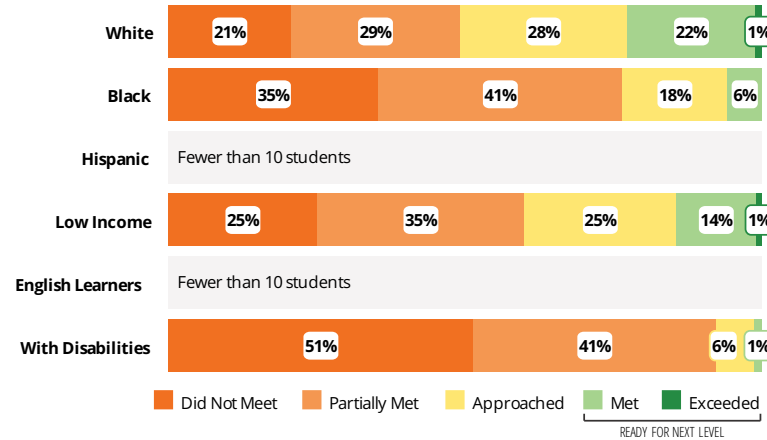
Academic Success

Middle All Illinois students in grades 3-8 take the PARCC assessment each year. High school students take the SAT in Math and English Language Arts.



Success by Student Group

This display shows PARCC performance levels for each student group. No data is shown for groups with fewer than 10 students.



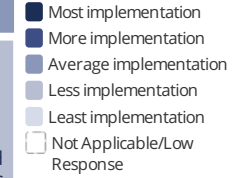
Student Characteristics

White	89%	Low Income	67%
Black	4%	English Learners	0%
Hispanic	1%	With Disabilities	24%
Asian	1%	Homeless	5%
American Indian	0%		
Two or More Races	6%		
Pacific Islander	0%		

School Environment



The **5Essentials Survey** allows students in grades 6-12 and all teachers to share their perspectives on essential conditions for learning. The anonymous survey consists of 5 components.



Response Rates	
Students	89%
Teachers	100%

Average Effective Leaders

Do principals and teachers implement a shared vision for success?

Average Collaborative Teachers

Do teachers collaborate to promote professional growth?

More Ambitious Instruction

Are the classes challenging and engaging?

Average Supportive Environment

Is the school safe, demanding, and supportive?

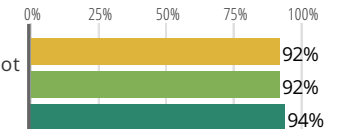
Less Involved Families

Does the entire staff build strong external relationships?

Student Attendance and Mobility

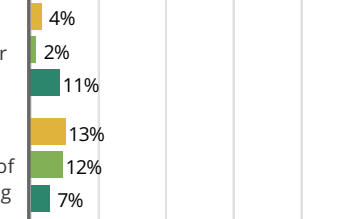
Attendance Rate

Rate at which students are present at school, not including excused or unexcused absences



Chronic Truancy Rate

Percentage of students who have been absent without valid reasons for 5% or more of regular school days



Student Mobility

Percentage of students who transfer in or out of the school during the school year, not including graduates





EAST ALTON MIDDLE SCHOOL

School Highlights

Academic Courses

7th Grade Advanced Mathematics/Pre-Algebra, 7th Grade Career Educational Unit, 8th Grade Algebra, Band, Chorus, Creative Arts, Digital Conversion-One to One iPad Initiative, Foreign Language, Illinois Math Science and Engineering (IMSA), Music, Technology Writing, Title 1 Programs

Physical Education, Health and Wellness

Girls on Track, Health Education Courses, Nutrition, SPARK Curriculum, SPARK Curriculum, Student/Faculty Exercise/Workout Facility

Other Programs and Activities

Boy's and Girl's Club, 7th Gr. Career Education, Community and School Alliance Team, DARE, Family Nights, Greenville College Partnership, Lewis and Clark Community College Partnership, Band Parents, Positive Behavior Intervention Supports (PBIS), SIUE Partnership, Chorus, Marching Band, History Club

School Awards

110% Student of Month Award, 8th Grade Academic Achievement Award, American Legion Award, Bednara Performance Arts Awards, Illinois Principal's Association Student Recognition Award, Letter Awards, National Board Certification, National Junior Honor Society, Student Honor Roll

Career Development Courses and Programs

7th Grade Career Education Unit

Athletics

Boy's Basketball, Boy's Cross Country, Boy's Football, Boy's Track & Field, Boy's Wrestling, Cheerleading, Girl's Basketball, Girl's Cross Country, Girl's Track & Field, Girl's Volleyball, Intramural Sports

School Personnel Resources

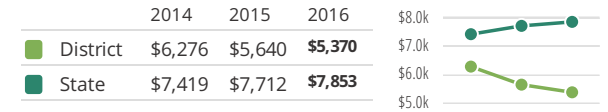
Instructional Coach, Reading Specialist, Reading Teacher, School Nurse, School Psychologist, Special Education Teacher, Speech Language Pathology Teacher, Technology Specialist

Facilities

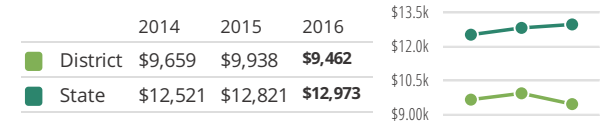
Student/Staff Fitness Center

District Finance

Instructional Spending per Pupil includes only the activities directly dealing with the teaching of students or the interaction between teachers and students.



Operational Spending per Pupil includes all costs for overall operations in this school's district, including Instructional Spending, but excluding summer school, adult education, capital expenditures, and long-term debt payments.



Educator Measures

This school has had **3 principal(s)** over the past 6 years. In the last three years, an average of **92% of teachers** return to this school each year.

FOR MORE INFORMATION

Visit IllinoisReportCard.com to see additional details about each item of information for this school. There you will find charts spanning multiple years, detailed explanations, resources, more of the school's programs and activities, and powerful tools that let you dig deeper into data.

Most of this data has been collected by ISBE from school districts through data systems. Some information, such as the School Highlights, is entered directly by principals and can be updated throughout the year.