



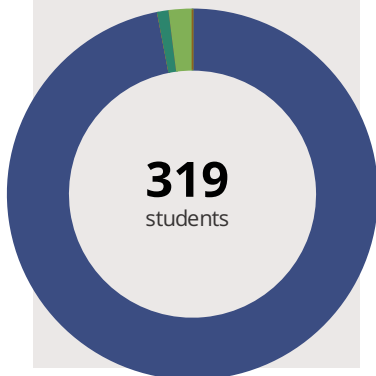
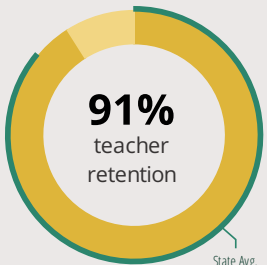
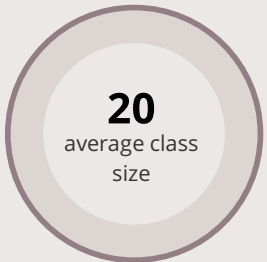
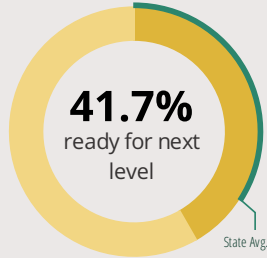
CALHOUN ELEMENTARY/ JR HIGH SCH

52 POOR FARM HOLLOW RD HARDIN, IL 62047 0387 (618) 576-2341

Grades: K-8
District: CALHOUN CUSD 40

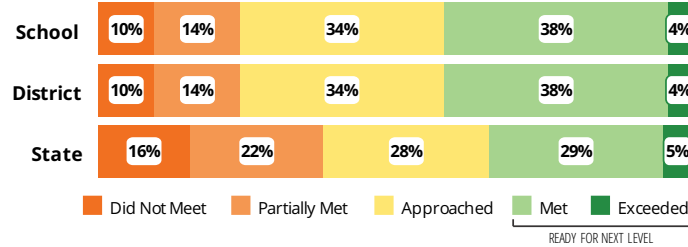
Principal: Mrs.Kathleen Schell
Superintendent: Dr.Kate Sievers

FAST FACTS



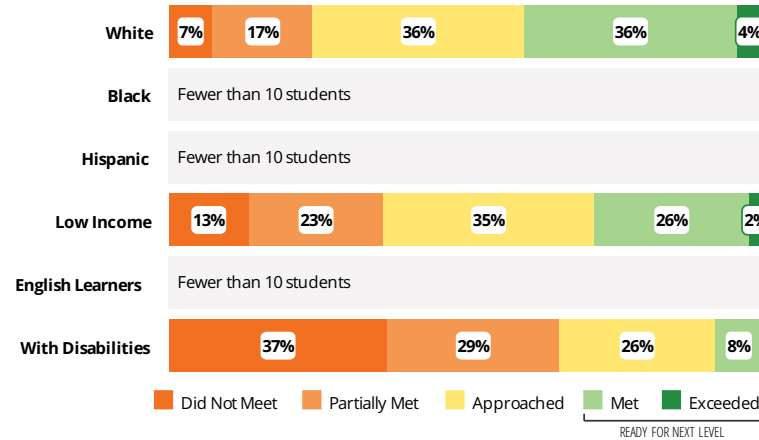
Academic Success

Middle All Illinois students in grades 3-8 take the PARCC assessment each year. High school students take the SAT in Math and English Language Arts.



Success by Student Group

This display shows PARCC performance levels for each student group. No data is shown for groups with fewer than 10 students.



Student Characteristics

White	97%	Low Income	44%
Black	0%	English Learners	0%
Hispanic	0%	With Disabilities	16%
Asian	1%	Homeless	3%
American Indian	0%		
Two or More Races	2%		
Pacific Islander	0%		

School Environment



The **5Essentials Survey** allows students in grades 6-12 and all teachers to share their perspectives on essential conditions for learning. The anonymous survey consists of 5 components.

- Most implementation
- More implementation
- Average implementation
- Less implementation
- Least implementation
- Not Applicable/Low Response

Response Rates

Students	-
Teachers	-

Effective Leaders

Do principals and teachers implement a shared vision for success?

Collaborative Teachers

Do teachers collaborate to promote professional growth?

Ambitious Instruction

Are the classes challenging and engaging?

Supportive Environment

Is the school safe, demanding, and supportive?

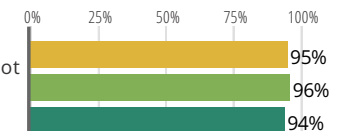
Involved Families

Does the entire staff build strong external relationships?

Student Attendance and Mobility

Attendance Rate

Rate at which students are present at school, not including excused or unexcused absences



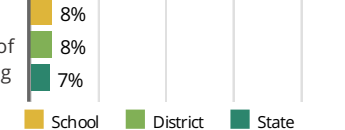
Chronic Truancy Rate

Percentage of students who have been absent without valid reasons for 5% or more of regular school days



Student Mobility

Percentage of students who transfer in or out of the school during the school year, not including graduates





CALHOUN ELEMENTARY/ JR HIGH SCH

School Highlights

Academic Courses

7th Grade Algebra, 8th Grade Algebra, After-School tutoring, Band, Band 5th - 8th, Choir, Music K-8, PBIS school-wide program to recognize positive behavior, Renaissance Program, Title 1 Programs

Physical Education, Heath and Wellness

"Brain Breaks" aerobic activities, Brain Breaks Aroebic Activities K-8, Calhoun "STEPS" competition, Health Education Courses, K-8 Physical Ed. 90 to 120 minutes per week, PBIS - Positive Behavior Interventions and Support K-8, PBIS activities - Tail Gate celebration w/ physical activities, Presidential Physical Fitness activities, Red and Black competitions K-8, Roller Skating Spring Program, Roller-skating Unit annually, Univ. of IL partnership - Health and Wellness themes, Wednesday "Walk-...

Other Programs and Activities

A.S.A.P. Title I After School Assistance Program, Family Nights, Parent Associations, Talent Search Career Program, Tutoring Program

School Awards

Academic Awards, Outstanding Attendance Awards, P.E. / Fitness Awards, Sports Achievement Awards, Staff Attendance Awards, Staff Inspiraton Award

Career Development Courses and Programs

Talent Search Program

Athletics

Boy's Basketball, Girl's Basketball, Girl's Volleyball

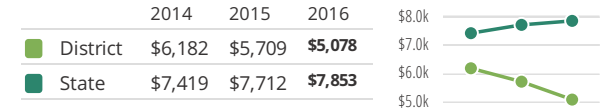
School Personnel Resources

Reading Teacher, School Nurse, School Social Worker, Special Education Teacher, Speech Language Pathology Teacher

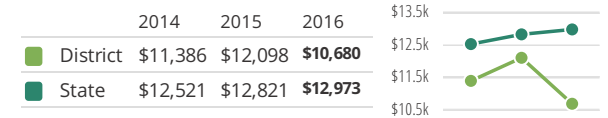
Facilities

District Finance

Instructional Spending per Pupil includes only the activities directly dealing with the teaching of students or the interaction between teachers and students.



Operational Spending per Pupil includes all costs for overall operations in this school's district, including Instructional Spending, but excluding summer school, adult education, capital expenditures, and long-term debt payments.



Educator Measures

This school has had **1 principal(s)** over the past 6 years. In the last three years, an average of **91% of teachers** return to this school each year.

FOR MORE INFORMATION

Visit IllinoisReportCard.com to see additional details about each item of information for this school. There you will find charts spanning multiple years, detailed explanations, resources, more of the school's programs and activities, and powerful tools that let you dig deeper into data.

Most of this data has been collected by ISBE from school districts through data systems. Some information, such as the School Highlights, is entered directly by principals and can be updated throughout the year.