



KANELAND MCDOLE ELEM SCHOOL

2901 FOXMOOR DR MONTGOMERY, IL 60538 4092 (630) 897-1961

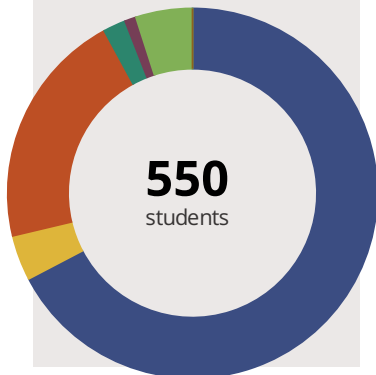
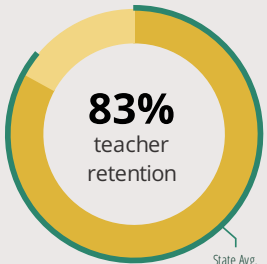
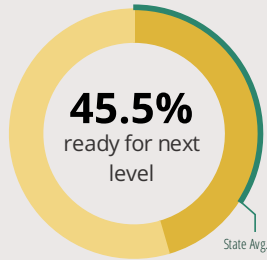
Grades: K-5

District: KANELAND CUSD 302

Principal: Mr. Patrick Raleigh

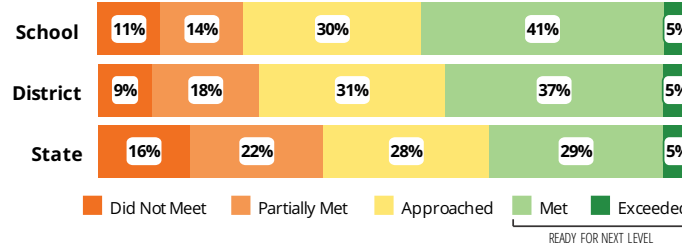
Superintendent: Dr. Todd Leden

FAST FACTS



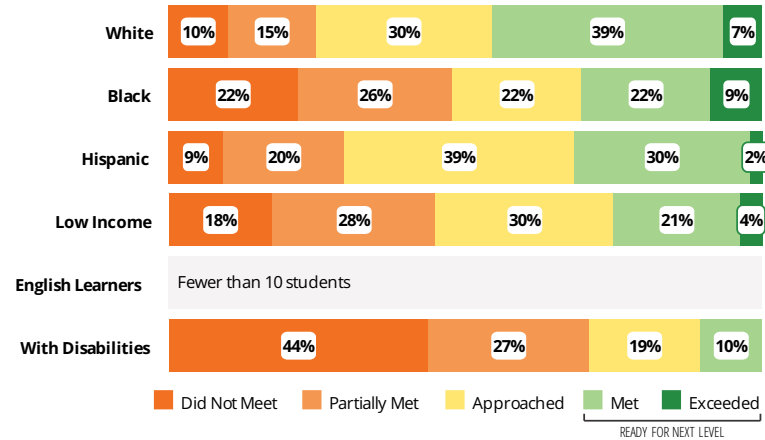
Academic Success

Elementary All Illinois students in grades 3-8 take the PARCC assessment each year. High school students take the SAT in Math and English Language Arts.



Success by Student Group

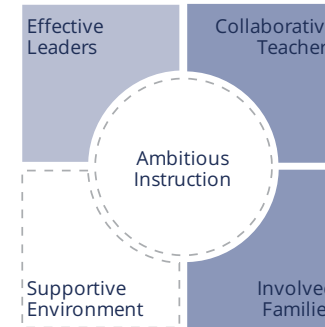
This display shows PARCC performance levels for each student group. No data is shown for groups with fewer than 10 students.



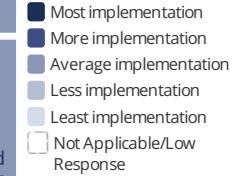
Student Characteristics

| | | | |
|-------------------|-----|-------------------|-----|
| White | 68% | Low Income | 16% |
| Black | 4% | English Learners | 2% |
| Hispanic | 21% | With Disabilities | 10% |
| Asian | 2% | Homeless | 0% |
| American Indian | 1% | | |
| Two or More Races | 5% | | |
| Pacific Islander | 0% | | |

School Environment



The **5Essentials Survey** allows students in grades 6-12 and all teachers to share their perspectives on essential conditions for learning. The anonymous survey consists of 5 components.



Response Rates

| | |
|----------|-----|
| Students | - |
| Teachers | 61% |

Less Effective Leaders

Do principals and teachers implement a shared vision for success?

Average Collaborative Teachers

Do teachers collaborate to promote professional growth?

- Ambitious Instruction

Are the classes challenging and engaging?

- Supportive Environment

Is the school safe, demanding, and supportive?

Average Involved Families

Does the entire staff build strong external relationships?

Student Attendance and Mobility

Attendance Rate

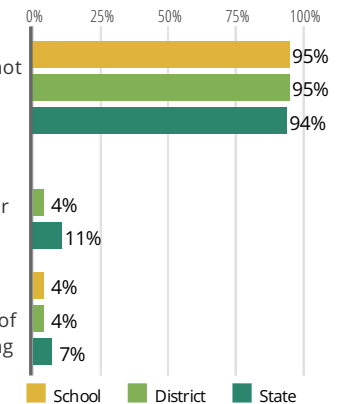
Rate at which students are present at school, not including excused or unexcused absences

Chronic Truancy Rate

Percentage of students who have been absent without valid reasons for 5% or more of regular school days

Student Mobility

Percentage of students who transfer in or out of the school during the school year, not including graduates





KANELAND MCDOLE ELEM SCHOOL

School Highlights

Academic Courses

Art Education, Gifted and Talented Programs, Literacy Special, Music Education, Response to Intervention, Summer School, Technology Literacy, Title 1 Programs

Career Development Courses and Programs

Physical Education, Health and Wellness

Health Education Courses, Nutrition, Physical Education

Athletics

Other Programs and Activities

5-6th Grade Transition Workshop, Career Education Events, Conflict Resolution, Family Nights, Parent Advisory Committee, Parent Associations, Reading Clubs, STEM night, Writer's Workshop

School Personnel Resources

English as a Second Language Teacher, Special Education Teacher, Speech Language Pathology Teacher

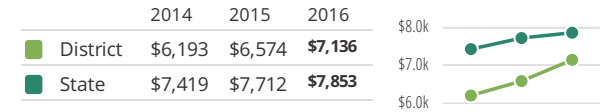
School Awards

Team Excellence Award RTI Team Excellence Award Administration

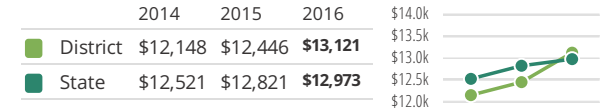
Facilities

District Finance

Instructional Spending per Pupil includes only the activities directly dealing with the teaching of students or the interaction between teachers and students.



Operational Spending per Pupil includes all costs for overall operations in this school's district, including Instructional Spending, but excluding summer school, adult education, capital expenditures, and long-term debt payments.



Educator Measures

This school has had **1 principal(s)** over the past 6 years. In the last three years, an average of **83% of teachers** return to this school each year.

FOR MORE INFORMATION

Visit IllinoisReportCard.com to see additional details about each item of information for this school. There you will find charts spanning multiple years, detailed explanations, resources, more of the school's programs and activities, and powerful tools that let you dig deeper into data.

Most of this data has been collected by ISBE from school districts through data systems. Some information, such as the School Highlights, is entered directly by principals and can be updated throughout the year.