



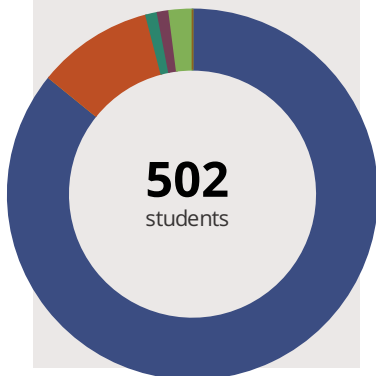
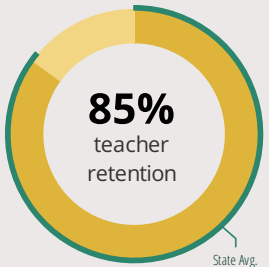
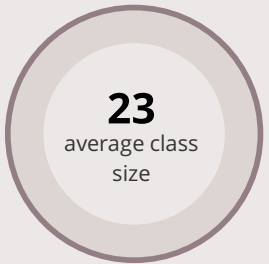
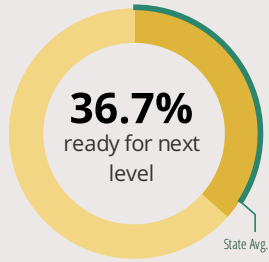
# KANELAND JOHN STEWART ELEM SCH

817 PRAIRIE VALLEY ST ELBURN, IL 60119 7105 (630) 365-8170

Grades: K-5  
District: KANELAND CUSD 302

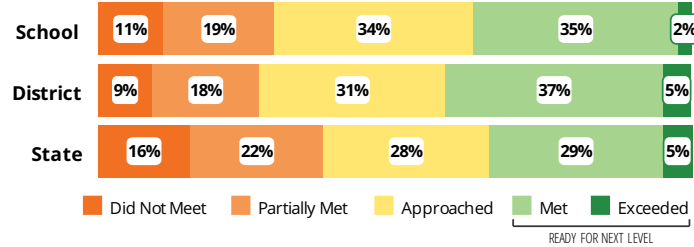
Principal: Mrs.Laura Garland  
Superintendent: Dr.Todd Leden

## FAST FACTS



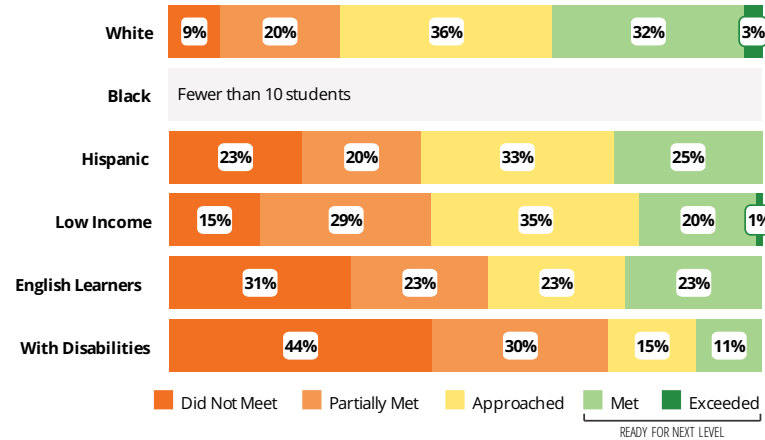
## Academic Success

Elementary All Illinois students in grades 3-8 take the PARCC assessment each year. High school students take the SAT in Math and English Language Arts.



## Success by Student Group

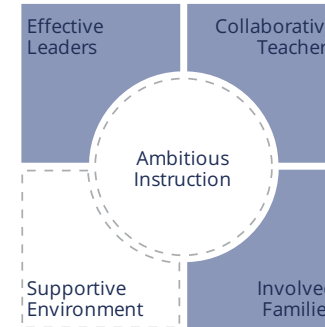
This display shows PARCC performance levels for each student group. No data is shown for groups with fewer than 10 students.



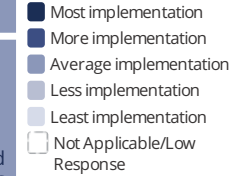
## Student Characteristics

White	85%	Low Income	24%
Black	0%	English Learners	4%
Hispanic	10%	With Disabilities	10%
Asian	1%	Homeless	1%
American Indian	1%		
Two or More Races	2%		
Pacific Islander	0%		

## School Environment



The **5Essentials Survey** allows students in grades 6-12 and all teachers to share their perspectives on essential conditions for learning. The anonymous survey consists of 5 components.



### Response Rates

Students	-
Teachers	87%

### Average Effective Leaders

Do principals and teachers implement a shared vision for success?

### Average Collaborative Teachers

Do teachers collaborate to promote professional growth?

### Ambitious Instruction

Are the classes challenging and engaging?

### Supportive Environment

Is the school safe, demanding, and supportive?

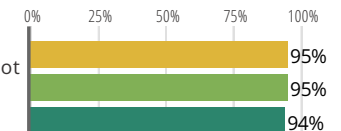
### Average Involved Families

Does the entire staff build strong external relationships?

## Student Attendance and Mobility

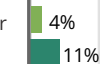
### Attendance Rate

Rate at which students are present at school, not including excused or unexcused absences



### Chronic Truancy Rate

Percentage of students who have been absent without valid reasons for 5% or more of regular school days



### Student Mobility

Percentage of students who transfer in or out of the school during the school year, not including graduates





# KANELAND JOHN STEWART ELEM SCH

## School Highlights

### Academic Courses

See summary under 5 Essentials.

### Career Development Courses and Programs

### Physical Education, Health and Wellness

Health Education Courses, Nutrition, Physical Education

### Athletics

### Other Programs and Activities

5th -6th Grade Transition Workshop, Career Education Events, Chess Club, Conflict Resolution, Family Nights, Language Clubs, Mentoring Program, Parent Advisory Committee, Parent Associations, Reading Clubs, Religious Partnerships, STEM night, Technology Club, Tutoring Program, Writer's Workshop, Yearbook Club

### School Personnel Resources

English as a Second Language Teacher, Librarian/Media Specialist, Math Coach, Paraprofessional, Reading Specialist, School Nurse, School Psychologist, School Social Worker, Special Education Teacher, Speech Language Pathology Teacher, Technology Specialist, Writing Coach

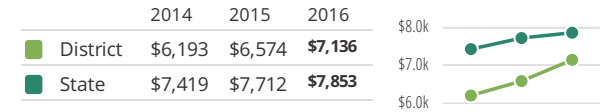
### School Awards

Educator of the Year, Team Excellence Award- Administration, Team Excellence for Response to Intervention

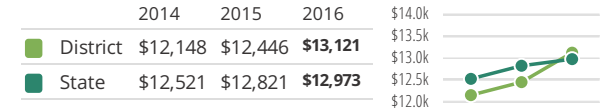
### Facilities

## District Finance

**Instructional Spending per Pupil** includes only the activities directly dealing with the teaching of students or the interaction between teachers and students.



**Operational Spending per Pupil** includes all costs for overall operations in this school's district, including Instructional Spending, but excluding summer school, adult education, capital expenditures, and long-term debt payments.



## Educator Measures

This school has had **2 principal(s)** over the past 6 years. In the last three years, an average of **85% of teachers** return to this school each year.

## FOR MORE INFORMATION

Visit [IllinoisReportCard.com](http://IllinoisReportCard.com) to see additional details about each item of information for this school. There you will find charts spanning multiple years, detailed explanations, resources, more of the school's programs and activities, and powerful tools that let you dig deeper into data.

Most of this data has been collected by ISBE from school districts through data systems. Some information, such as the School Highlights, is entered directly by principals and can be updated throughout the year.