



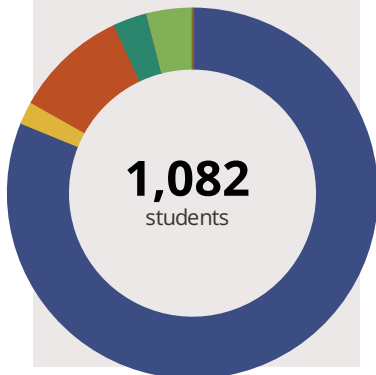
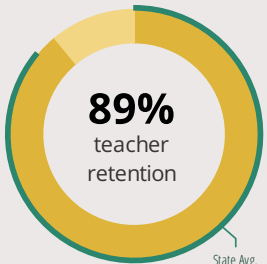
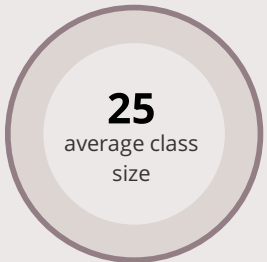
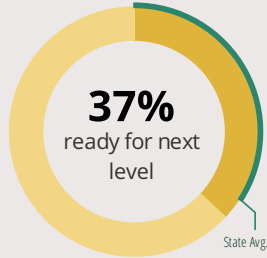
KANELAND HARTER MIDDLE SCHOOL

1601 N ESKER DR SUGAR GROVE, IL 60554 8801 (630) 466-8400

Grades: 6-8
District: KANELAND CUSD 302

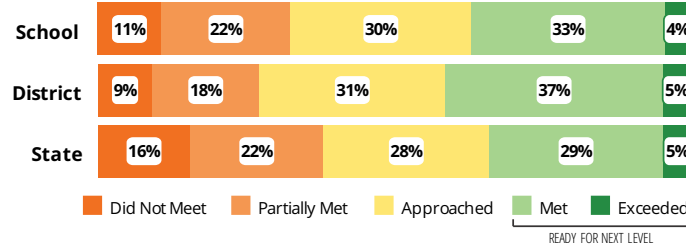
Principal: Mr. Brian Faulkner
Superintendent: Dr. Todd Leden

FAST FACTS



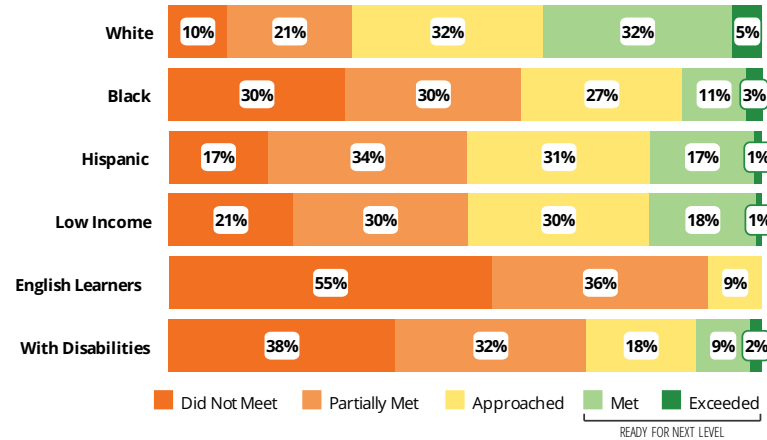
Academic Success

Middle All Illinois students in grades 3-8 take the PARCC assessment each year. High school students take the SAT in Math and English Language Arts.



Success by Student Group

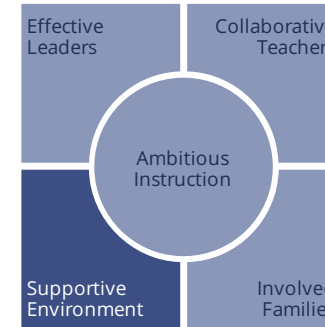
This display shows PARCC performance levels for each student group. No data is shown for groups with fewer than 10 students.



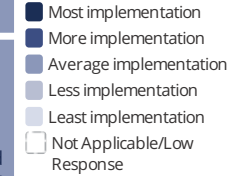
Student Characteristics

White	82%	Low Income	15%
Black	2%	English Learners	1%
Hispanic	10%	With Disabilities	10%
Asian	3%	Homeless	0%
American Indian	0%		
Two or More Races	4%		
Pacific Islander	0%		

School Environment



The **5Essentials Survey** allows students in grades 6-12 and all teachers to share their perspectives on essential conditions for learning. The anonymous survey consists of 5 components.



Response Rates	
Students	92%
Teachers	99%

Average Effective Leaders

Do principals and teachers implement a shared vision for success?

Average Collaborative Teachers

Do teachers collaborate to promote professional growth?

Average Ambitious Instruction

Are the classes challenging and engaging?

More Supportive Environment

Is the school safe, demanding, and supportive?

Average Involved Families

Does the entire staff build strong external relationships?

Student Attendance and Mobility

Attendance Rate

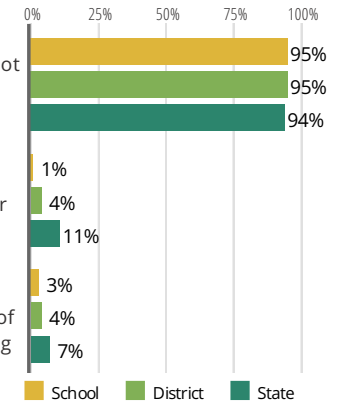
Rate at which students are present at school, not including excused or unexcused absences

Chronic Truancy Rate

Percentage of students who have been absent without valid reasons for 5% or more of regular school days

Student Mobility

Percentage of students who transfer in or out of the school during the school year, not including graduates





KANELAND HARTER MIDDLE SCHOOL

School Highlights

Academic Courses

Career Development Courses and Programs

Physical Education, Health and Wellness

Health Education Courses

Athletics

Boy's Basketball, Boy's Cross Country, Boy's Football, Boy's Track & Field, Boy's Wrestling, Girl's Basketball, Girl's Cross Country, Girl's Track & Field, Girl's Volleyball

Other Programs and Activities

Art Club, Chess Club, Drama/Theatre, Marching Band, Music Club, Neighborhood Association Partnership, Parent Associations, Park District, Student Council/Government, Tutoring Program, Video and News Crew, Yearbook Club

School Personnel Resources

Librarian/Media Specialist, Special Education Teacher

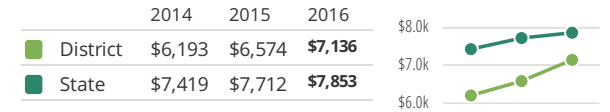
School Awards

American Legion Award, Honor Roll, IESA Scholar Attitude Award, Kane County Educator of the Year, President's Education Awards Program, Science Fair

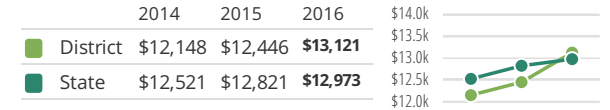
Facilities

District Finance

Instructional Spending per Pupil includes only the activities directly dealing with the teaching of students or the interaction between teachers and students.



Operational Spending per Pupil includes all costs for overall operations in this school's district, including Instructional Spending, but excluding summer school, adult education, capital expenditures, and long-term debt payments.



Educator Measures

This school has had **2 principal(s)** over the past 6 years. In the last three years, an average of **89% of teachers** return to this school each year.

FOR MORE INFORMATION

Visit IllinoisReportCard.com to see additional details about each item of information for this school. There you will find charts spanning multiple years, detailed explanations, resources, more of the school's programs and activities, and powerful tools that let you dig deeper into data.

Most of this data has been collected by ISBE from school districts through data systems. Some information, such as the School Highlights, is entered directly by principals and can be updated throughout the year.