



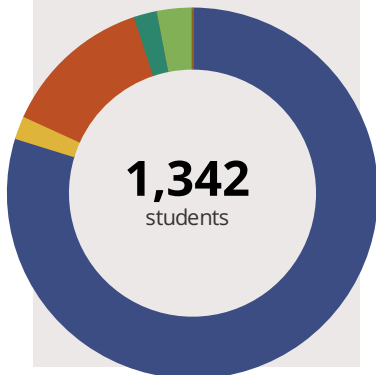
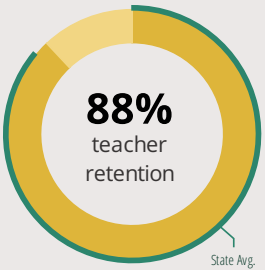
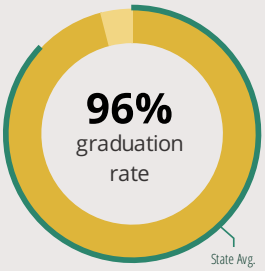
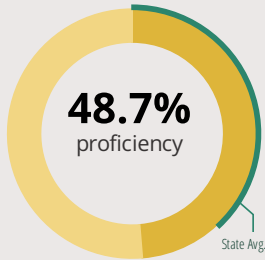
# KANELAND SENIOR HIGH SCHOOL

47W326 KESLINGER RD MAPLE PARK, IL 60151 9720 (630) 365-5100

Grades: 9-12  
District: KANELAND CUSD 302

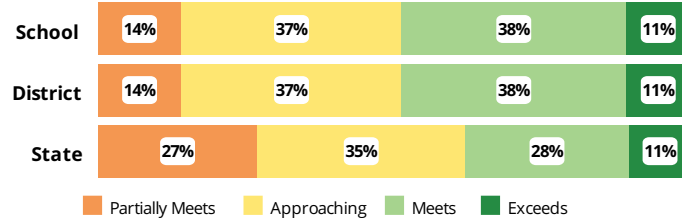
Principal: Mrs. Jill Maras  
Superintendent: Dr. Todd Leden

## FAST FACTS



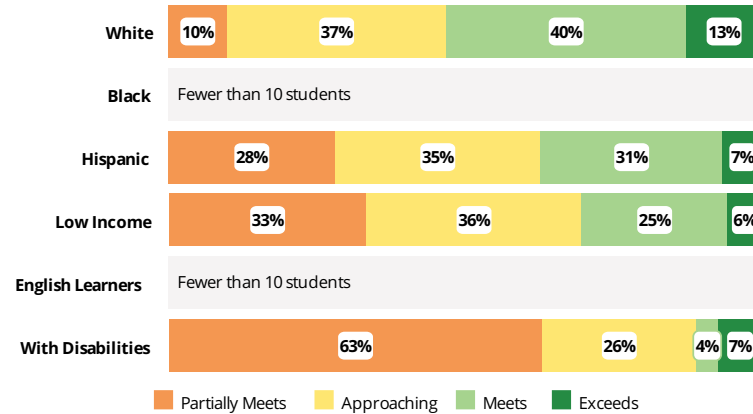
## Academic Success

High school students take the SAT in Math and English Language Arts. The display shows SAT results in four performance levels.



## Success by Student Group

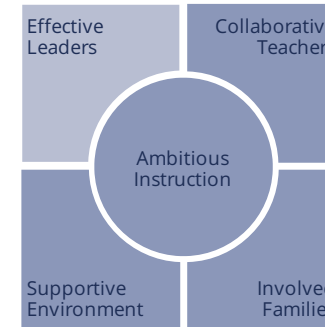
This display shows SAT performance levels for each student group. No data is shown for groups with fewer than 10 students.



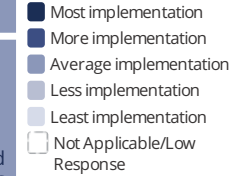
## Student Characteristics

White	79%	Low Income	15%
Black	2%	English Learners	1%
Hispanic	13%	With Disabilities	9%
Asian	2%	Homeless	1%
American Indian	0%		
Two or More Races	3%		
Pacific Islander	0%		

## School Environment



The **5Essentials Survey** allows students in grades 6-12 and all teachers to share their perspectives on essential conditions for learning. The anonymous survey consists of 5 components.

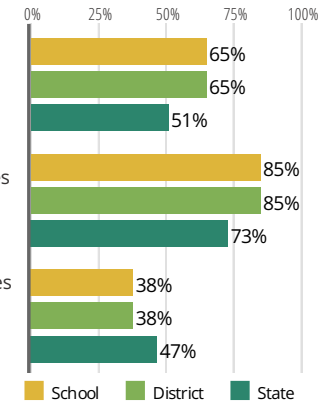


Response Rates	
Students	56%
Teachers	78%

- Less Effective Leaders**  
Do principals and teachers implement a shared vision for success?
- Average Collaborative Teachers**  
Do teachers collaborate to promote professional growth?
- Average Ambitious Instruction**  
Are the classes challenging and engaging?
- Average Supportive Environment**  
Is the school safe, demanding, and supportive?
- Average Involved Families**  
Does the entire staff build strong external relationships?

## College Readiness

**Ready for College Coursework**  
Students who meet or exceed ACT college readiness benchmarks



**Postsecondary Enrollment**  
Students who enroll at colleges and universities

**Postsecondary Remediation (lower is better)**  
Students enrolled in Illinois community colleges who require remedial coursework



# KANELAND SENIOR HIGH SCHOOL

## School Highlights

### Academic Courses

Kaneland High School strives to offer a variety of courses that engage learners of all skill and interest levels. We are constantly working to increase our portfolio of offerings by expanding our AP offerings as well as our electives. In addition to adding new courses, we are also always updating existing courses to maximize student opportunity.

### Physical Education, Health and Wellness

Physical Education teachers at Kaneland High School are committed to enabling students to plan for lifetime fitness by helping them understand a healthy lifestyle. To that end, our Health and Driver's Education teachers also work to equip students with the information and skills they will need to make good decisions in all facets of their lives.

### Other Programs and Activities

At KHS we believe an involved student is a successful student. To that end we strive to maintain a diverse portfolio of extra-curricular activities in which students can engage. We are also constantly looking for ways to partner with our surrounding communities to create opportunities for students to connect their learning with where they live.

### School Awards

KHS is proud of the academic and athletic accomplishments of our students. We are lucky every year to have students earn over a million dollars in scholarships, as well. We know that our students could not achieve these things without the support of their teachers and parents, and we are thankful for the involvement of our community!

### Career Development Courses and Programs

As a pillar of our mission statement, preparing students to be career ready is an integral part of the experience at KHS. We work to provide a variety of different pathways in which students can engage and explore career options. We continue to look for ways to link these experiences to real-world applications and internships in the field.

### Athletics

Kaneland High school has a long and proud athletic history. We boast exciting girls and boys programs throughout the Fall, Winter, and Spring seasons. We are committed to providing excellent coaching and support for our athletes while maintaining a focus on the student component of student athlete, as well.

### School Personnel Resources

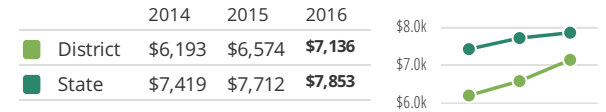
KHS works to offer resources to our students that support them in all of their endeavors and reflect their various needs. We have a rich RTI program that aims to support all students regardless of course, and we have a strong job-embedded professional development program led by three instructional coaches to support teachers in their classrooms.

### Facilities

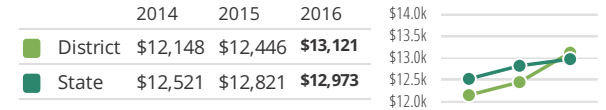
Kaneland High School works to ensure that the learning environments for our students is conducive to all types of learning. Our goal is to ensure student safety first and then expand on environments that lead to collaboration and investigation.

## District Finance

**Instructional Spending per Pupil** includes only the activities directly dealing with the teaching of students or the interaction between teachers and students.



**Operational Spending per Pupil** includes all costs for overall operations in this school's district, including Instructional Spending, but excluding summer school, adult education, capital expenditures, and long-term debt payments.



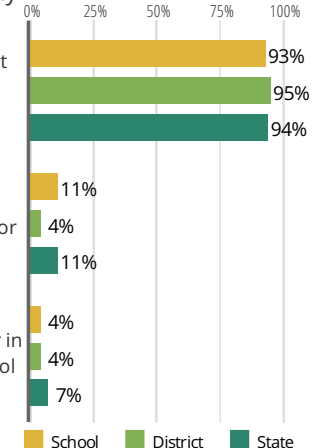
## Educator Measures

This school has had **2 principal(s)** over the past 6 years. In the last three years, an average of **88% of teachers** return to this school each year.

## Student Attendance and Mobility

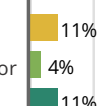
### Attendance Rate

Rate at which students are present at school, not including excused or unexcused absences



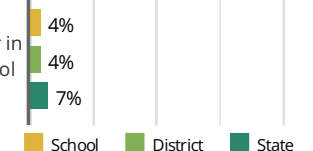
### Chronic Truancy Rate

Percentage of students who have been absent without valid reasons for 5% or more of regular school days



### Student Mobility

Percentage of students who transfer in or out of the school during the school year, not including graduates



## FOR MORE INFORMATION

Visit [IllinoisReportCard.com](http://IllinoisReportCard.com) to see additional details about each item of information for this school. There you will find charts spanning multiple years, detailed explanations, resources, more of the school's programs and activities, and powerful tools that let you dig deeper into data.

Most of this data has been collected by ISBE from school districts through data systems. Some information, such as the School Highlights, is entered directly by principals and can be updated throughout the year.