



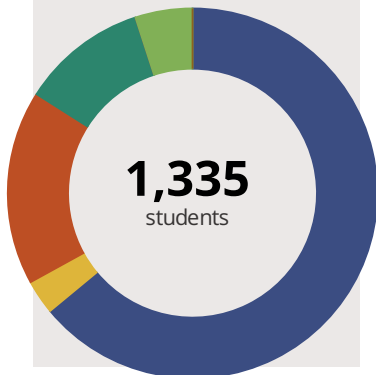
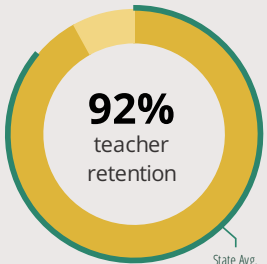
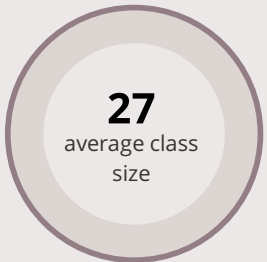
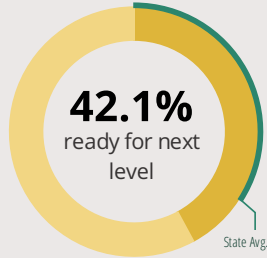
WESTFIELD COMMUNITY SCHOOL

2100 SLEEPY HOLLOW RD ALGONQUIN, IL 60102 6049 (847) 532-7800

Grades: P-8
District: CUSD 300

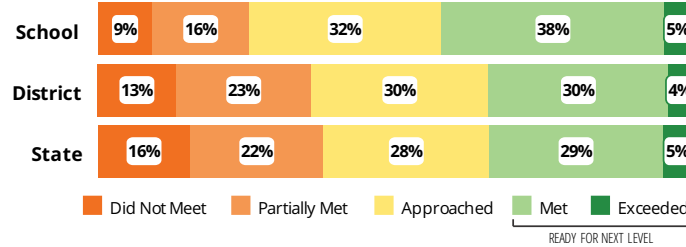
Principal: Mrs.Ami Engel
Superintendent: Mr.Fred Heid

FAST FACTS



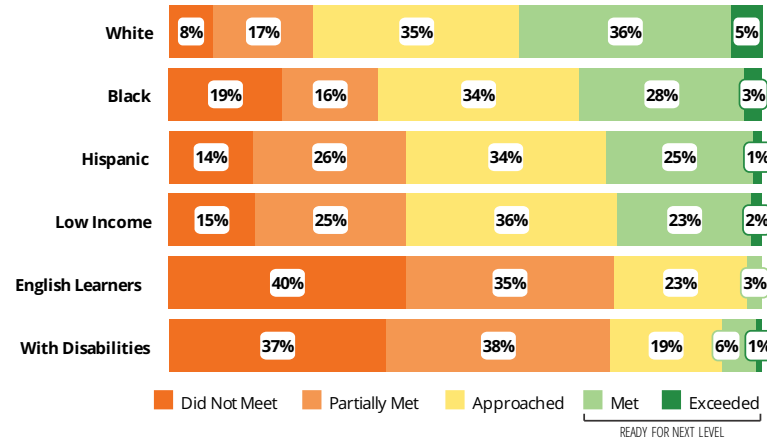
Academic Success

Middle All Illinois students in grades 3-8 take the PARCC assessment each year. High school students take the SAT in Math and English Language Arts.



Success by Student Group

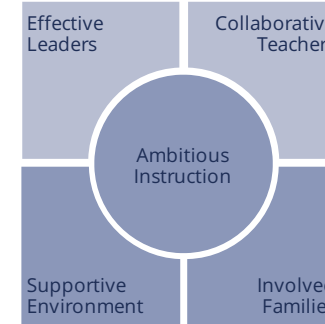
This display shows PARCC performance levels for each student group. No data is shown for groups with fewer than 10 students.



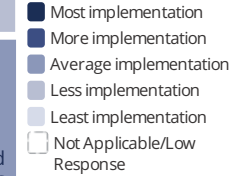
Student Characteristics

White	64%	Low Income	23%
Black	3%	English Learners	5%
Hispanic	17%	With Disabilities	14%
Asian	11%	Homeless	0%
American Indian	0%		
Two or More Races	5%		
Pacific Islander	0%		

School Environment



The **5Essentials Survey** allows students in grades 6-12 and all teachers to share their perspectives on essential conditions for learning. The anonymous survey consists of 5 components.



Response Rates

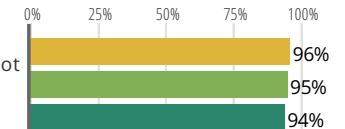
Students	91%
Teachers	88%

- Less Effective Leaders**
Do principals and teachers implement a shared vision for success?
- Less Collaborative Teachers**
Do teachers collaborate to promote professional growth?
- Average Ambitious Instruction**
Are the classes challenging and engaging?
- Average Supportive Environment**
Is the school safe, demanding, and supportive?
- Average Involved Families**
Does the entire staff build strong external relationships?

Student Attendance and Mobility

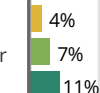
Attendance Rate

Rate at which students are present at school, not including excused or unexcused absences




Chronic Truancy Rate

Percentage of students who have been absent without valid reasons for 5% or more of regular school days



Student Mobility

Percentage of students who transfer in or out of the school during the school year, not including graduates





WESTFIELD COMMUNITY SCHOOL

School Highlights

Academic Courses

8th Grade Algebra, AVID Program, Band, Bilingual Support, Choir, Computer Essentials, Digital Literacy, Foreign Cultures, General Music, Orchestra, Socratic Seminars, Spanish

Career Development Courses and Programs

Physical Education, Health and Wellness

Fitness Gram, Health Education Courses, Nutrition

Athletics

Boy's Basketball, Boy's Cross Country, Boy's Track & Field, Boy's Wrestling, Girl's Basketball, Girl's Cross Country, Girl's Track & Field, Girl's Volleyball, Intramural Sports

Other Programs and Activities

After School Care, Ambassador Program, Art Club, AVID Family Night, Beta Club, Chess Club, DARE program, Drama/Theatre, Family Nights, HANDS Club, Mentoring Program, Music Club, Parent Associations, Student Ambassadors, Student Council/Government, Yearbook Club

School Personnel Resources

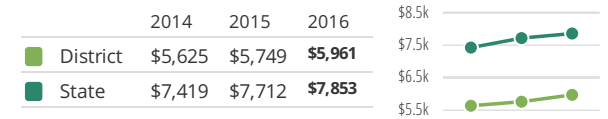
English as a Second Language Teacher, Librarian/Media Specialist, Paraprofessional, Reading Teacher, School Guidance Counselor, School Nurse, School Psychologist, School Social Worker, Special Education Teacher, Speech Language Pathologist-non teaching

School Awards

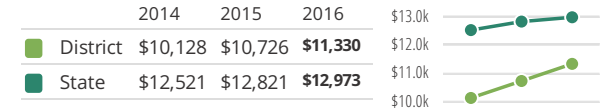
Facilities

District Finance

Instructional Spending per Pupil includes only the activities directly dealing with the teaching of students or the interaction between teachers and students.



Operational Spending per Pupil includes all costs for overall operations in this school's district, including Instructional Spending, but excluding summer school, adult education, capital expenditures, and long-term debt payments.



Educator Measures

This school has had **3 principal(s)** over the past 6 years. In the last three years, an average of **92% of teachers** return to this school each year.

FOR MORE INFORMATION

Visit IllinoisReportCard.com to see additional details about each item of information for this school. There you will find charts spanning multiple years, detailed explanations, resources, more of the school's programs and activities, and powerful tools that let you dig deeper into data.

Most of this data has been collected by ISBE from school districts through data systems. Some information, such as the School Highlights, is entered directly by principals and can be updated throughout the year.