



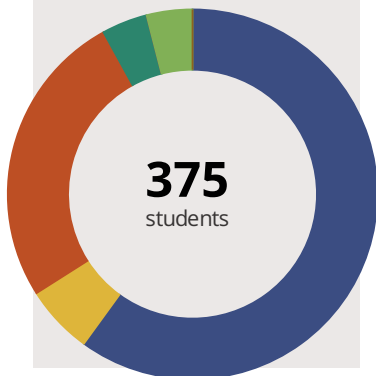
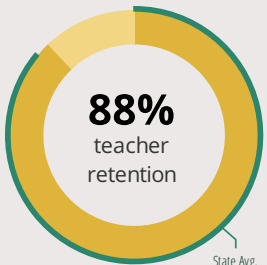
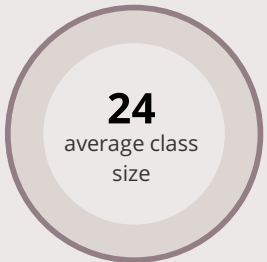
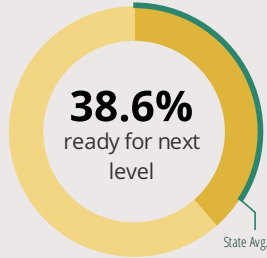
SLEEPY HOLLOW ELEM SCHOOL

898 GLEN OAK DR SLEEPY HOLLOW, IL 60118.2680 (224) 484-4900

Grades: K-5
District: CUSD 300

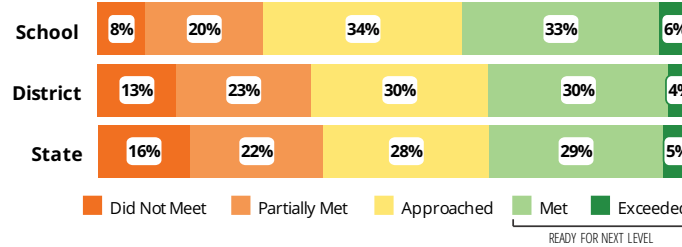
Principal: Mr.Jason Lentz
Superintendent: Mr.Fred Heid

FAST FACTS



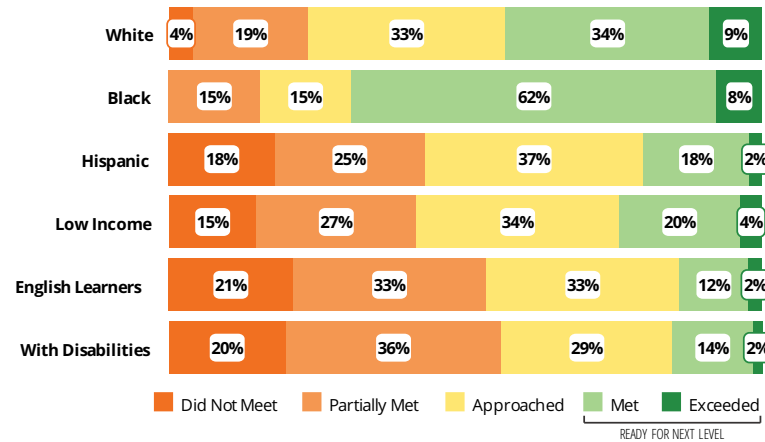
Academic Success

Elementary All Illinois students in grades 3-8 take the PARCC assessment each year. High school students take the SAT in Math and English Language Arts.



Success by Student Group

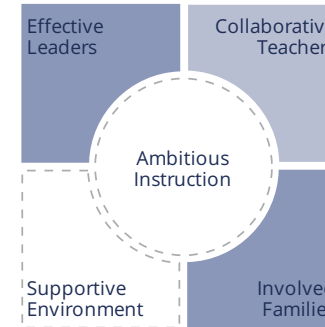
This display shows PARCC performance levels for each student group. No data is shown for groups with fewer than 10 students.



Student Characteristics

White	60%	Low Income	31%
Black	6%	English Learners	14%
Hispanic	26%	With Disabilities	19%
Asian	4%	Homeless	1%
American Indian	0%		
Two or More Races	4%		
Pacific Islander	0%		

School Environment



The **5Essentials Survey** allows students in grades 6-12 and all teachers to share their perspectives on essential conditions for learning. The anonymous survey consists of 5 components.

- Most implementation
- More implementation
- Average implementation
- Less implementation
- Least implementation
- Not Applicable/Low Response

Response Rates

Students	-
Teachers	100%

Average Effective Leaders

Do principals and teachers implement a shared vision for success?

Less Collaborative Teachers

Do teachers collaborate to promote professional growth?

Ambitious Instruction

Are the classes challenging and engaging?

Supportive Environment

Is the school safe, demanding, and supportive?

Average Involved Families

Does the entire staff build strong external relationships?

Student Attendance and Mobility

Attendance Rate

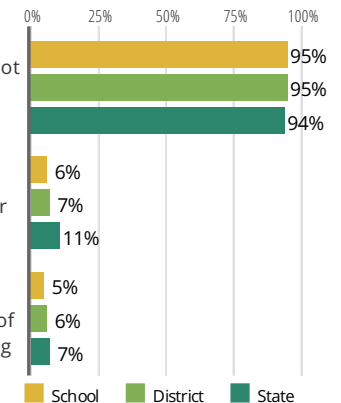
Rate at which students are present at school, not including excused or unexcused absences

Chronic Truancy Rate

Percentage of students who have been absent without valid reasons for 5% or more of regular school days

Student Mobility

Percentage of students who transfer in or out of the school during the school year, not including graduates





SLEEPY HOLLOW ELEM SCHOOL

School Highlights

Academic Courses

Sleepy Hollow is vested in the Wonders Curriculum. All students will be taught whole group and then given an opportunity to work in smaller differentiated groups so that they can be gradually released to be productive independently. We are currently in our third year using Math Expressions, a program that was developed within the Common Core frame

Physical Education, Health and Wellness

Mrs. Rebecca (Coach) Meyer leads our PE program and extends her program beyond her time in class with the students. "Mileage Club" allows our students to track their running/walking at recess. Morning Fun Runs 5 times a year provide additional opportunity for students to exercise in a social environment while running/walking before school.

Other Programs and Activities

Chess Club, Chimes, Choir, Circle of Friends (after school care), Creative Arts, Rainbows, Student Ambassadors, Young Rembrandts

School Awards

Sleepy Hollow earned an Honorable Mention for the 2016 Everyone Reading Illinois's "It Takes a Village" award for best practices in teaching reading. We were recognized as a school that has performed at an exemplary level in meeting the educational needs of individuals with dyslexia.

Career Development Courses and Programs

Athletics

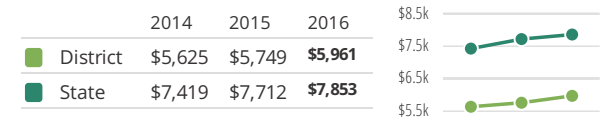
School Personnel Resources

English as a Second Language Teacher, Paraprofessional, Reading Teacher, School Nurse, School Psychologist, School Social Worker, Special Education Teacher, Speech Language Pathologist-non teaching

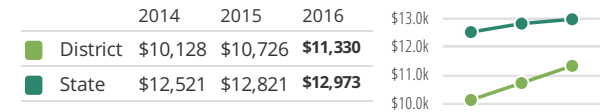
Facilities

District Finance

Instructional Spending per Pupil includes only the activities directly dealing with the teaching of students or the interaction between teachers and students.



Operational Spending per Pupil includes all costs for overall operations in this school's district, including Instructional Spending, but excluding summer school, adult education, capital expenditures, and long-term debt payments.



Educator Measures

This school has had **1 principal(s)** over the past 6 years. In the last three years, an average of **88% of teachers** return to this school each year.

FOR MORE INFORMATION

Visit IllinoisReportCard.com to see additional details about each item of information for this school. There you will find charts spanning multiple years, detailed explanations, resources, more of the school's programs and activities, and powerful tools that let you dig deeper into data.

Most of this data has been collected by ISBE from school districts through data systems. Some information, such as the School Highlights, is entered directly by principals and can be updated throughout the year.