



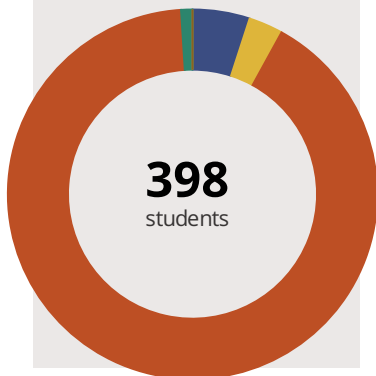
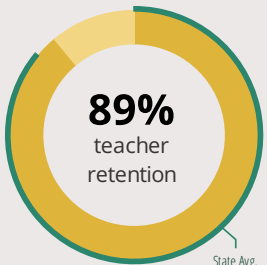
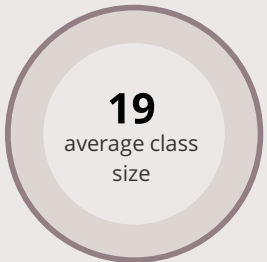
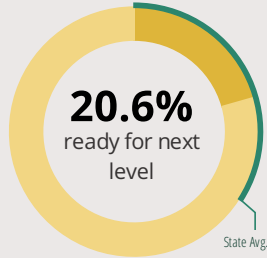
MEADOWDALE ELEM SCHOOL

14 ASH ST CARPENTERSVILLE, IL 60110 1663 (224) 484-2900

Grades: P-5
District: CUSD 300

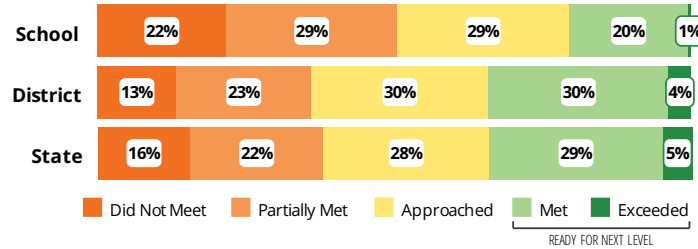
Principal: Dr. Martina Smith
Superintendent: Mr. Fred Heid

FAST FACTS



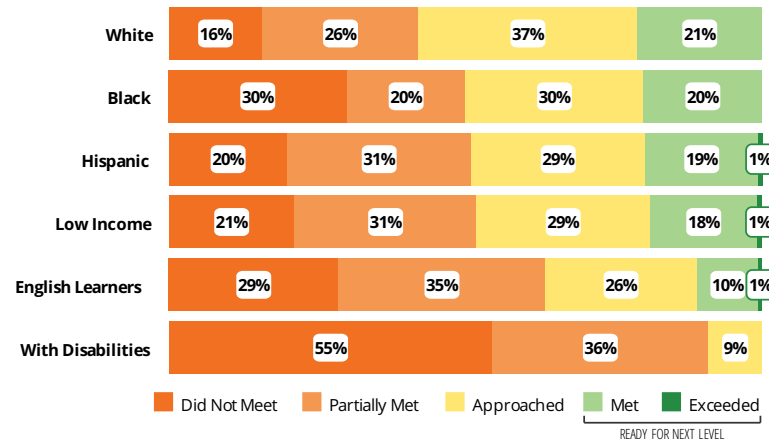
Academic Success

Elementary All Illinois students in grades 3-8 take the PARCC assessment each year. High school students take the SAT in Math and English Language Arts.



Success by Student Group

This display shows PARCC performance levels for each student group. No data is shown for groups with fewer than 10 students.

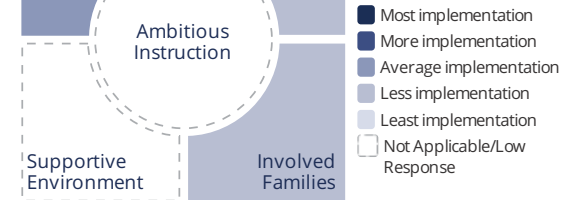


Student Characteristics

White	5%	Low Income	86%
Black	3%	English Learners	64%
Hispanic	91%	With Disabilities	13%
Asian	1%	Homeless	1%
American Indian	0%		
Two or More Races	0%		
Pacific Islander	0%		

School Environment

The **5Essentials Survey** allows students in grades 6-12 and all teachers to share their perspectives on essential conditions for learning. The anonymous survey consists of 5 components.



Response Rates

Students	-
Teachers	100%

Average Effective Leaders

Do principals and teachers implement a shared vision for success?

Less Collaborative Teachers

Do teachers collaborate to promote professional growth?

Ambitious Instruction

Are the classes challenging and engaging?

Supportive Environment

Is the school safe, demanding, and supportive?

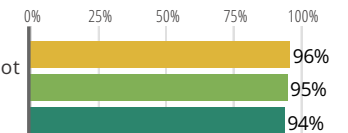
Less Involved Families

Does the entire staff build strong external relationships?

Student Attendance and Mobility

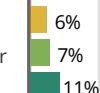
Attendance Rate

Rate at which students are present at school, not including excused or unexcused absences




Chronic Truancy Rate

Percentage of students who have been absent without valid reasons for 5% or more of regular school days



Student Mobility

Percentage of students who transfer in or out of the school during the school year, not including graduates





MEADOWDALE ELEM SCHOOL

School Highlights

Academic Courses

• New Principal • Additional interventionists have been hired • Addition of STEM class • Addition of Art class • New English Language Arts Curriculum adoption • Departmentalization of 4th and 5th grades

Physical Education, Health and Wellness

Fresh Fruits and Vegetables Grant Program, Healthy School Program

Other Programs and Activities

Boys and Girls Club, Family Nights, Mentoring Program, Parent Associations, Tutoring Program

School Awards

Career Development Courses and Programs

Athletics

Third and fourth grade girls participate in the Girls on the Run 10-12 week program

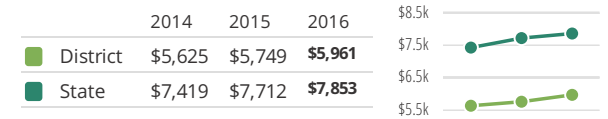
School Personnel Resources

Bilingual Education Teacher, Bilingual Special Education Teacher, English as a Second Language Teacher, Paraprofessional, Reading Teacher, School Psychologist, School Social Worker, Special Education Teacher, Speech Language Pathologist-non teaching

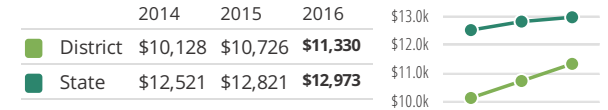
Facilities

District Finance

Instructional Spending per Pupil includes only the activities directly dealing with the teaching of students or the interaction between teachers and students.



Operational Spending per Pupil includes all costs for overall operations in this school's district, including Instructional Spending, but excluding summer school, adult education, capital expenditures, and long-term debt payments.



Educator Measures

This school has had **3 principal(s)** over the past 6 years. In the last three years, an average of **89% of teachers** return to this school each year.

FOR MORE INFORMATION

Visit IllinoisReportCard.com to see additional details about each item of information for this school. There you will find charts spanning multiple years, detailed explanations, resources, more of the school's programs and activities, and powerful tools that let you dig deeper into data.

Most of this data has been collected by ISBE from school districts through data systems. Some information, such as the School Highlights, is entered directly by principals and can be updated throughout the year.