



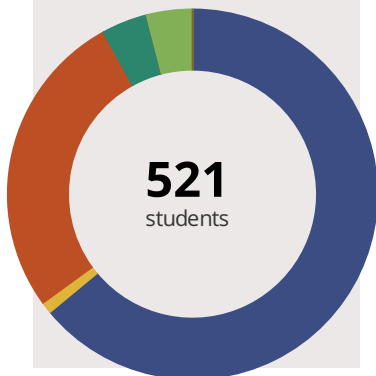
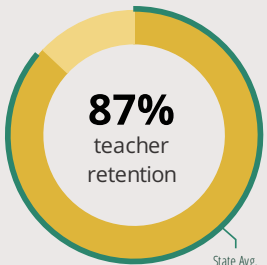
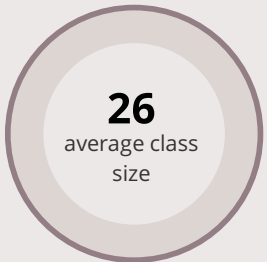
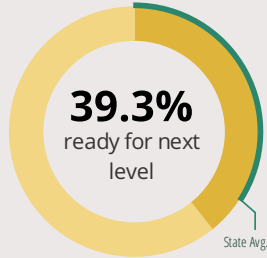
LAKE IN THE HILLS ELEM SCHOOL

519 WILLOW ST LAKE IN THE HILLS, IL 60156 1449 (847) 532-6900

Grades: P-5
District: CUSD 300

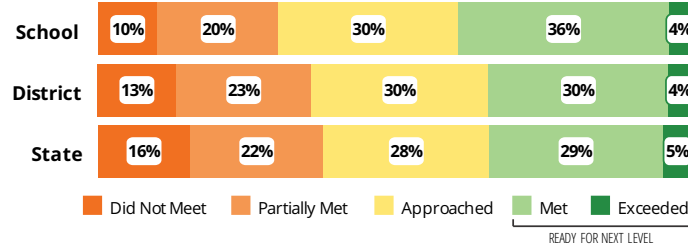
Principal: Mr.Nathan Jarot
Superintendent: Mr.Fred Heid

FAST FACTS



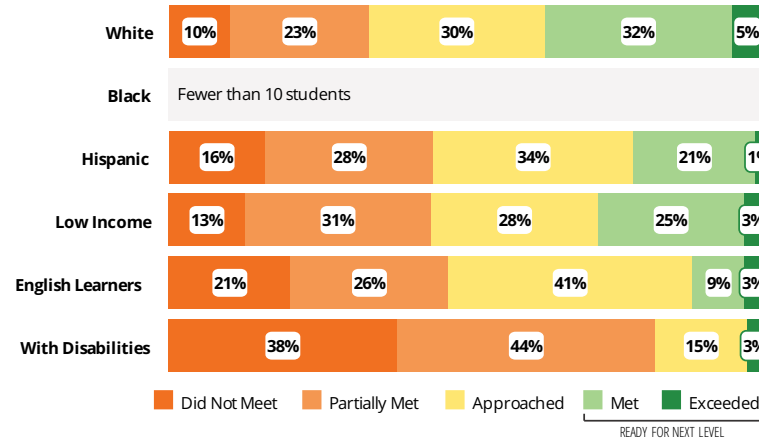
Academic Success

Elementary All Illinois students in grades 3-8 take the PARCC assessment each year. High school students take the SAT in Math and English Language Arts.



Success by Student Group

This display shows PARCC performance levels for each student group. No data is shown for groups with fewer than 10 students.

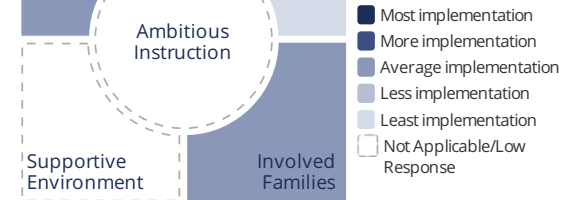


Student Characteristics

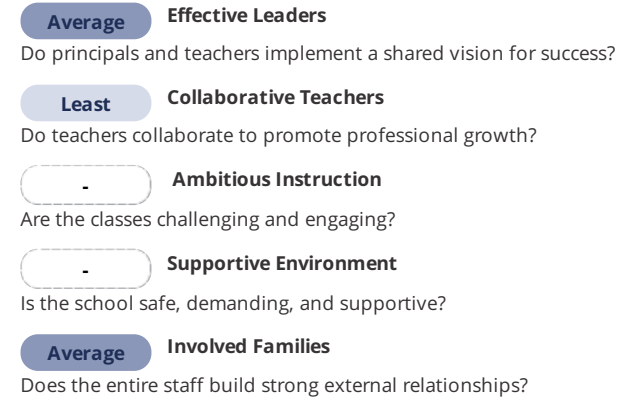
| | | | |
|-------------------|-----|-------------------|-----|
| White | 64% | Low Income | 43% |
| Black | 1% | English Learners | 11% |
| Hispanic | 27% | With Disabilities | 12% |
| Asian | 4% | Homeless | 0% |
| American Indian | 0% | | |
| Two or More Races | 4% | | |
| Pacific Islander | 0% | | |

School Environment

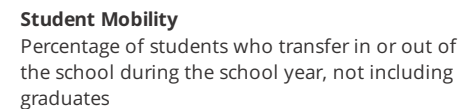
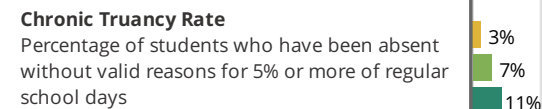
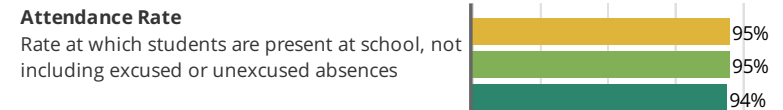
The **5Essentials Survey** allows students in grades 6-12 and all teachers to share their perspectives on essential conditions for learning. The anonymous survey consists of 5 components.



| Response Rates | |
|----------------|------|
| Students | - |
| Teachers | 100% |



Student Attendance and Mobility





LAKE IN THE HILLS ELEM SCHOOL

School Highlights

Academic Courses

LITH Elementary follows the D300 K-5 curriculum. We use a variety of resources to help students learn and practice the Common Core standards in ELA and Mathematics. We have added the following programs below. • Addition of STEM class • Addition of Art class • New English Language Arts Curriculum adoption

Physical Education, Health and Wellness

Each student in Full Day Kindergarten through 5th grade attend two Physical Education classes of 30 minutes every week. In addition to the class, students participate in a 20 min. structured and supervised active learning time where they are taught to use the social/emotional skills they have learned about in their "Second Step" curriculum in a re

Other Programs and Activities

After School Care, After School Programs, Art Club, Book Club, Choir, Conflict Resolution, DARE program, Drama/Theatre, Family Nights, Fitness Club, Mentoring Program, Parent Associations

School Awards

We implement the PBIS program at LITH Elementary. Each and every day, all students have the opportunity to earn SPOTs coupons. (Respecting Self, Property, Others, Teaching). These SPOTs are collected and students can use them to purchase positive activities with staff or motivational prizes. Each week, one student is chosen by each staff member

Career Development Courses and Programs

Athletics

LITH Elementary does not have any organized athletic programs or clubs. However we encourage and support the local park district athletic programs that serve our students. The local athletic programs attend our open house events to promote enrollment in their programs.

School Personnel Resources

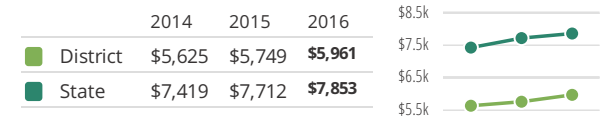
English as a Second Language Teacher, General Administrator or General Supervi, Librarian/Media Specialist, Paraprofessional, Pre-Kindergarten Teacher, Reading Specialist, Reading Teacher, School Nurse, School Psychologist, School Social Worker, Special Education Teacher, Speech Language Pathologist-non teaching, Technology Specialist

Facilities

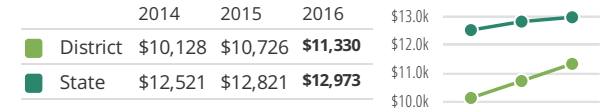
The main sections of LITH Elementary School is over 50 years old. There have been two significant additions to the building over the years. One added more classrooms, the gym and library. Another added more classrooms and a support services wing. Despite the age of the facility, the building is kept neat and clean thanks to a hard working custo

District Finance

Instructional Spending per Pupil includes only the activities directly dealing with the teaching of students or the interaction between teachers and students.



Operational Spending per Pupil includes all costs for overall operations in this school's district, including Instructional Spending, but excluding summer school, adult education, capital expenditures, and long-term debt payments.



Educator Measures

This school has had **2 principal(s)** over the past 6 years. In the last three years, an average of **87% of teachers** return to this school each year.

FOR MORE INFORMATION

Visit IllinoisReportCard.com to see additional details about each item of information for this school. There you will find charts spanning multiple years, detailed explanations, resources, more of the school's programs and activities, and powerful tools that let you dig deeper into data.

Most of this data has been collected by ISBE from school districts through data systems. Some information, such as the School Highlights, is entered directly by principals and can be updated throughout the year.