



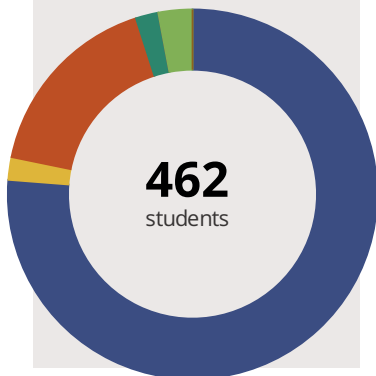
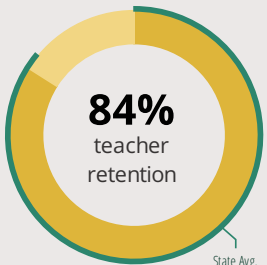
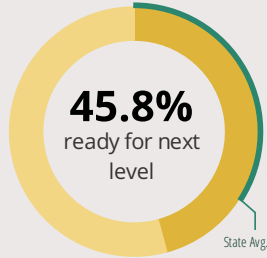
HAMPSHIRE ELEM SCHOOL

321 TERWILLIGER AVE HAMPSHIRE, IL 60140 9624 (847) 683-2171

Grades: K-5
District: CUSD 300

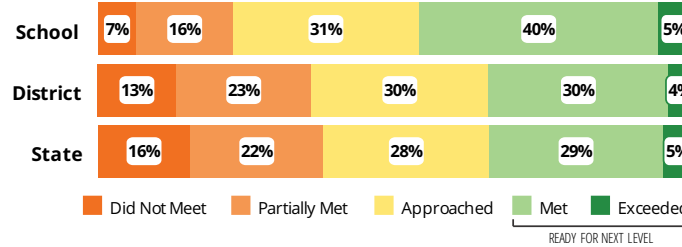
Principal: Mrs.Nancy Regul
Superintendent: Mr.Fred Heid

FAST FACTS



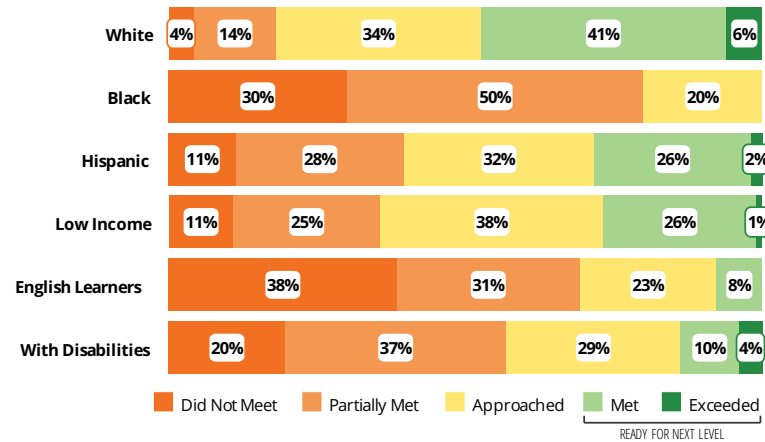
Academic Success

Elementary All Illinois students in grades 3-8 take the PARCC assessment each year. High school students take the SAT in Math and English Language Arts.



Success by Student Group

This display shows PARCC performance levels for each student group. No data is shown for groups with fewer than 10 students.

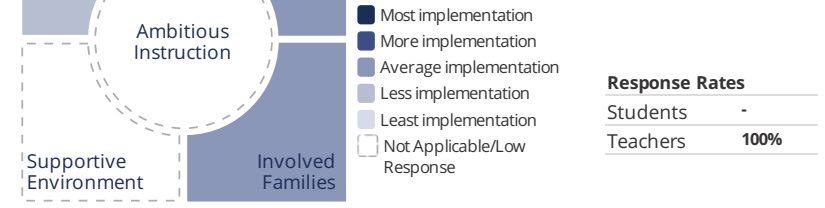


Student Characteristics

White	77%	Low Income	28%
Black	2%	English Learners	6%
Hispanic	17%	With Disabilities	25%
Asian	2%	Homeless	0%
American Indian	0%		
Two or More Races	3%		
Pacific Islander	0%		

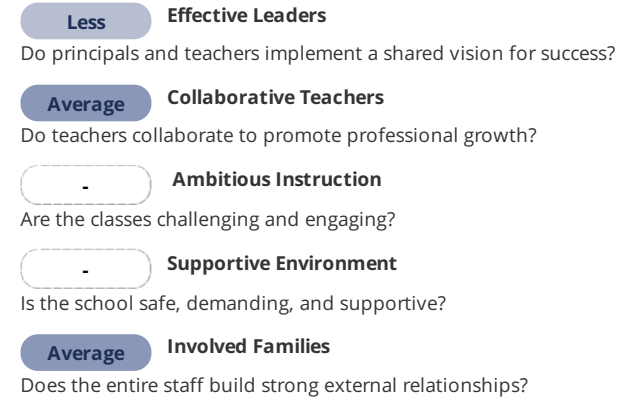
School Environment

The **5Essentials Survey** allows students in grades 6-12 and all teachers to share their perspectives on essential conditions for learning. The anonymous survey consists of 5 components.

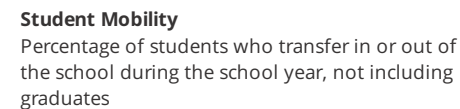
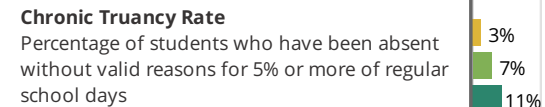
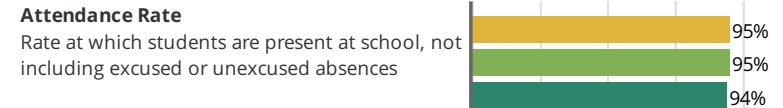


Response Rates

Students	-
Teachers	100%



Student Attendance and Mobility





HAMPSHIRE ELEM SCHOOL

School Highlights

Academic Courses

- Additional interventionist has been hired - Addition of STEM class - Addition of Art class - New English Language Arts Curriculum adoption

Physical Education, Heath and Wellness

- Two 30-minute physical education classes each week - Participation in "Second Step" in order to enhance social/emotional skills

Other Programs and Activities

School Awards

Career Development Courses and Programs

Athletics

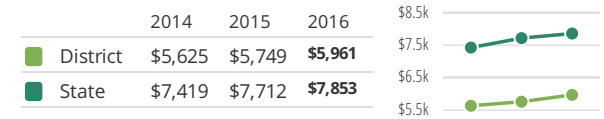
School Personnel Resources

English as a Second Language Teacher School Psychologist Speech Language Pathologist-non teaching Paraprofessionals School Social Worker Reading Teacher Math Interventionist Special Education Teachers Preschool Teachers

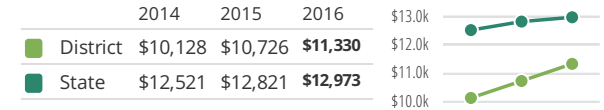
Facilities

District Finance

Instructional Spending per Pupil includes only the activities directly dealing with the teaching of students or the interaction between teachers and students.



Operational Spending per Pupil includes all costs for overall operations in this school's district, including Instructional Spending, but excluding summer school, adult education, capital expenditures, and long-term debt payments.



Educator Measures

This school has had **3 principal(s)** over the past 6 years. In the last three years, an average of **84% of teachers** return to this school each year.

FOR MORE INFORMATION

Visit IllinoisReportCard.com to see additional details about each item of information for this school. There you will find charts spanning multiple years, detailed explanations, resources, more of the school's programs and activities, and powerful tools that let you dig deeper into data.

Most of this data has been collected by ISBE from school districts through data systems. Some information, such as the School Highlights, is entered directly by principals and can be updated throughout the year.