



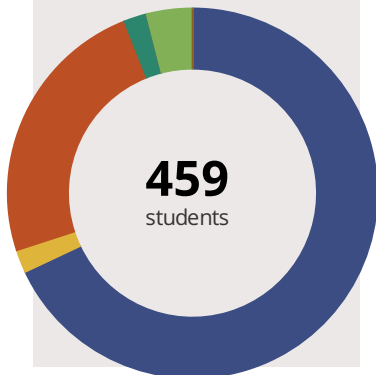
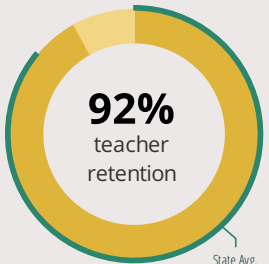
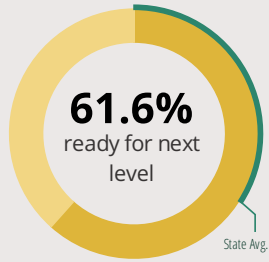
EASTVIEW ELEM SCHOOL

540 LONGWOOD DR ALGONQUIN, IL 60102 3051 (847) 458-5501

Grades: P-5
District: CUSD 300

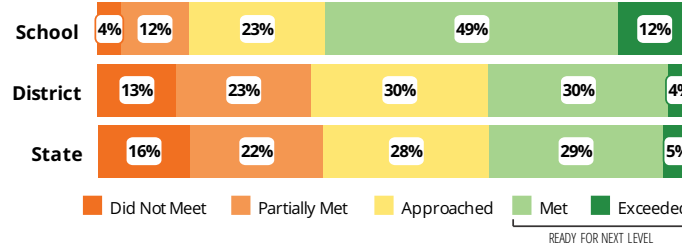
Principal: Mr. James Zursin
Superintendent: Mr. Fred Heid

FAST FACTS



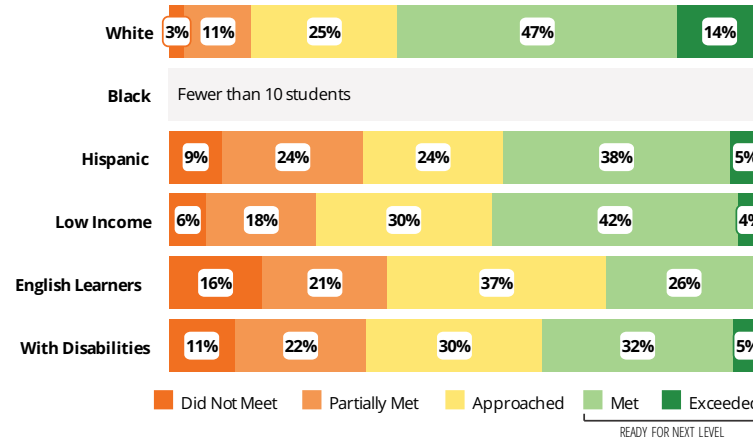
Academic Success

Elementary All Illinois students in grades 3-8 take the PARCC assessment each year. High school students take the SAT in Math and English Language Arts.



Success by Student Group

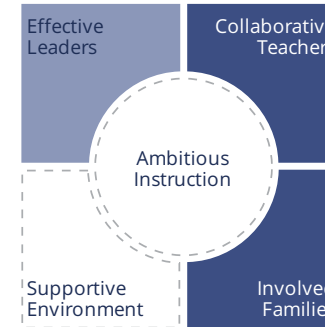
This display shows PARCC performance levels for each student group. No data is shown for groups with fewer than 10 students.



Student Characteristics

White	68%	Low Income	46%
Black	2%	English Learners	12%
Hispanic	24%	With Disabilities	29%
Asian	2%	Homeless	1%
American Indian	0%		
Two or More Races	4%		
Pacific Islander	0%		

School Environment



The **5Essentials Survey** allows students in grades 6-12 and all teachers to share their perspectives on essential conditions for learning. The anonymous survey consists of 5 components.

- Most implementation
- More implementation
- Average implementation
- Less implementation
- Least implementation
- Not Applicable/Low Response

Response Rates

Students	-
Teachers	66%

Average Effective Leaders

Do principals and teachers implement a shared vision for success?

More Collaborative Teachers

Do teachers collaborate to promote professional growth?

Ambitious Instruction

Are the classes challenging and engaging?

Supportive Environment

Is the school safe, demanding, and supportive?

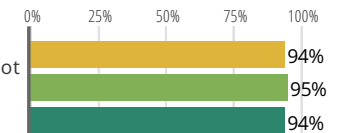
More Involved Families

Does the entire staff build strong external relationships?

Student Attendance and Mobility

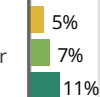
Attendance Rate

Rate at which students are present at school, not including excused or unexcused absences




Chronic Truancy Rate

Percentage of students who have been absent without valid reasons for 5% or more of regular school days



Student Mobility

Percentage of students who transfer in or out of the school during the school year, not including graduates





EASTVIEW ELEM SCHOOL

School Highlights

Academic Courses

Eastview Elementary School is a high performing school that fully implements the RTI process. Students at all levels of ability receive additional help in order to maximize their educational growth.

Physical Education, Health and Wellness

Eastview Elementary School, along with Aramark, values the importance of students receiving a healthy breakfast and lunch. The Physical Education Department incorporates a variety of strategies to provide daily activity for students while they are at school. Eastview hosts a one-mile children's run every May. We invite children of all ages to pa

Other Programs and Activities

The Eastview Elementary School, in partnership with Bear Necessities Pediatric Cancer Foundation (www.bearnecessities.org) hosts the Kids Run for the Bear, a timed one mile race for children ages 5-12. The Kids Run for the Bear event will takes place each spring on a neighborhood course with the start and finish line at Eastview Elementary School.

School Awards

Career Development Courses and Programs

Athletics

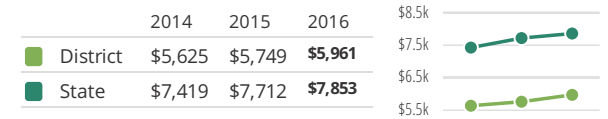
School Personnel Resources

English as a Second Language Teacher, Paraprofessional, Reading Teacher, School Nurse, School Psychologist, School Social Worker, Special Education Teacher, Speech Language Pathologist-non teaching

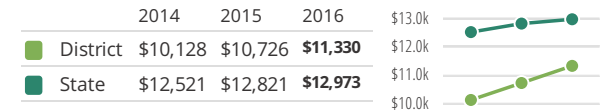
Facilities

District Finance

Instructional Spending per Pupil includes only the activities directly dealing with the teaching of students or the interaction between teachers and students.



Operational Spending per Pupil includes all costs for overall operations in this school's district, including Instructional Spending, but excluding summer school, adult education, capital expenditures, and long-term debt payments.



Educator Measures

This school has had **1 principal(s)** over the past 6 years. In the last three years, an average of **92% of teachers** return to this school each year.

FOR MORE INFORMATION

Visit IllinoisReportCard.com to see additional details about each item of information for this school. There you will find charts spanning multiple years, detailed explanations, resources, more of the school's programs and activities, and powerful tools that let you dig deeper into data.

Most of this data has been collected by ISBE from school districts through data systems. Some information, such as the School Highlights, is entered directly by principals and can be updated throughout the year.