



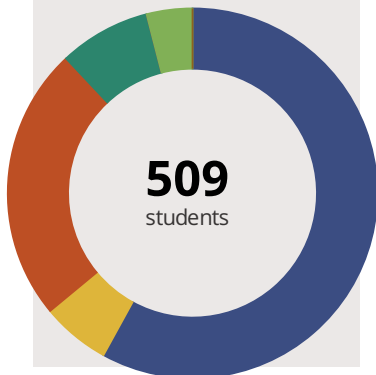
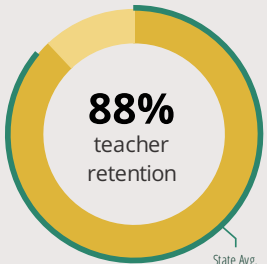
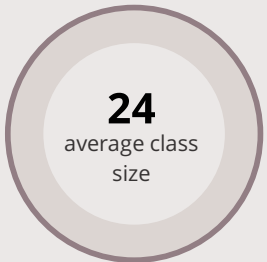
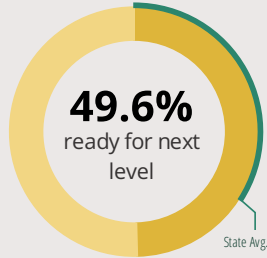
ALGONQUIN LAKES ELEM SCH

1401 COMPTON DR ALGONQUIN, IL 60102-5003 (847) 532-7500

Grades: K-5
District: CUSD 300

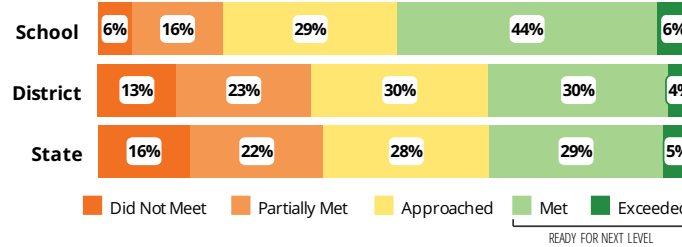
Principal: Mr. Christopher Columbaro
Superintendent: Mr. Fred Heid

FAST FACTS



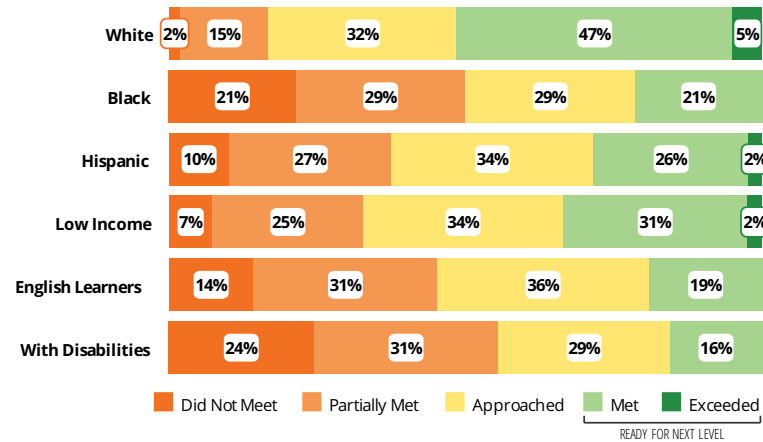
Academic Success

Elementary All Illinois students in grades 3-8 take the PARCC assessment each year. High school students take the SAT in Math and English Language Arts.



Success by Student Group

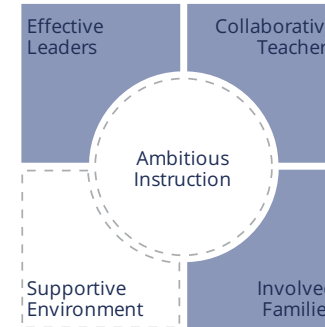
This display shows PARCC performance levels for each student group. No data is shown for groups with fewer than 10 students.



Student Characteristics

White	58%	Low Income	37%
Black	6%	English Learners	17%
Hispanic	24%	With Disabilities	16%
Asian	8%	Homeless	1%
American Indian	0%		
Two or More Races	4%		
Pacific Islander	0%		

School Environment



The **5Essentials Survey** allows students in grades 6-12 and all teachers to share their perspectives on essential conditions for learning. The anonymous survey consists of 5 components.

- Most implementation
- More implementation
- Average implementation
- Less implementation
- Least implementation
- Not Applicable/Low Response

Response Rates

Students	-
Teachers	90%

Average Effective Leaders

Do principals and teachers implement a shared vision for success?

Average Collaborative Teachers

Do teachers collaborate to promote professional growth?

Ambitious Instruction

Are the classes challenging and engaging?

Supportive Environment

Is the school safe, demanding, and supportive?

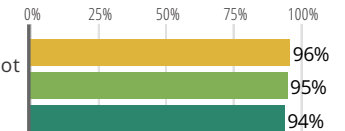
Average Involved Families

Does the entire staff build strong external relationships?

Student Attendance and Mobility

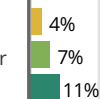
Attendance Rate

Rate at which students are present at school, not including excused or unexcused absences



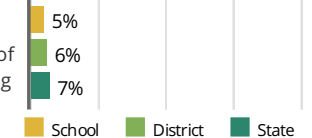
Chronic Truancy Rate

Percentage of students who have been absent without valid reasons for 5% or more of regular school days



Student Mobility

Percentage of students who transfer in or out of the school during the school year, not including graduates





ALGONQUIN LAKES ELEM SCH

School Highlights

Academic Courses

Comprehensive K-5 curriculum providing academic rigor and relevance in addition to focusing on the whole child and social-emotional well being. At Algonquin Lakes we respect others, respect ourselves, and respect our environment. Come run with the Lion Pride as we work to make each day the very best!

Physical Education, Heath and Wellness

Students engaged in daily physical fitness program and utilize Fitness-gram health monitoring system.

Other Programs and Activities

After School Care, Before School Care, Choir Club, DARE program, Drama/Theatre, Family Nights, Mentoring Program, Parent Associations, Various extracurricular offerings provided on site from other providers

School Awards

Nationally Board Certified Staff and County Educator of the Year Award Recipients

Career Development Courses and Programs

Athletics

Boys Running Club, Fitness Club, Girls Running Club, Rainbows

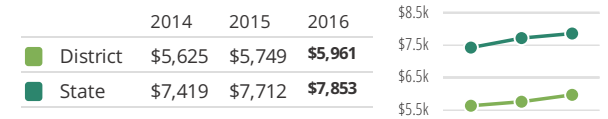
School Personnel Resources

English as a Second Language Teacher, Interpreter for the Deaf, Librarian/Media Specialist, Paraprofessional, Reading Teacher, School Nurse, School Psychologist, School Social Worker, Special Education Teacher, Speech Language Pathologist-non teaching

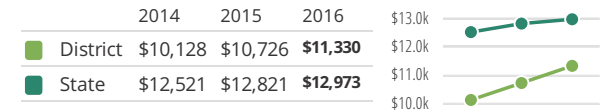
Facilities

District Finance

Instructional Spending per Pupil includes only the activities directly dealing with the teaching of students or the interaction between teachers and students.



Operational Spending per Pupil includes all costs for overall operations in this school's district, including Instructional Spending, but excluding summer school, adult education, capital expenditures, and long-term debt payments.



Educator Measures

This school has had **2 principal(s)** over the past 6 years. In the last three years, an average of **88% of teachers** return to this school each year.

FOR MORE INFORMATION

Visit IllinoisReportCard.com to see additional details about each item of information for this school. There you will find charts spanning multiple years, detailed explanations, resources, more of the school's programs and activities, and powerful tools that let you dig deeper into data.

Most of this data has been collected by ISBE from school districts through data systems. Some information, such as the School Highlights, is entered directly by principals and can be updated throughout the year.