



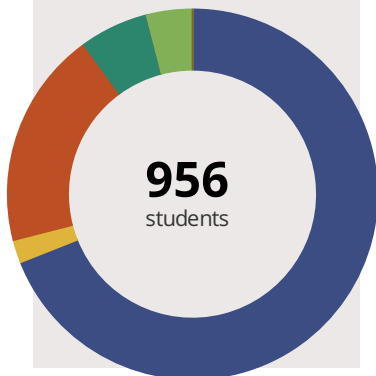
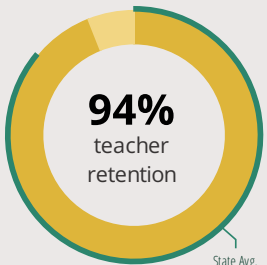
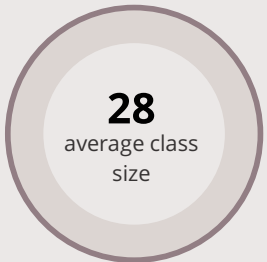
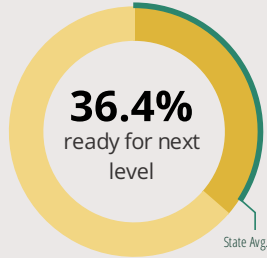
HAMPSHIRE MIDDLE SCHOOL

560 S STATE ST HAMPSHIRE, IL 60140 9607 (847) 683-2522

Grades: 6-8
District: CUSD 300

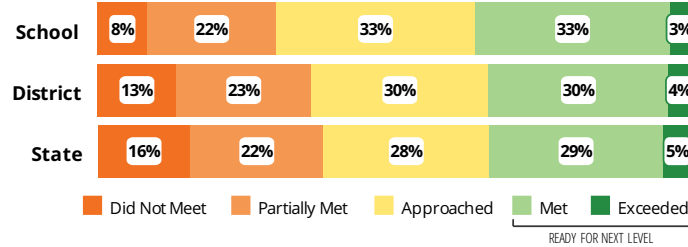
Principal: Mr. James Szymczak
Superintendent: Mr. Fred Heid

FAST FACTS



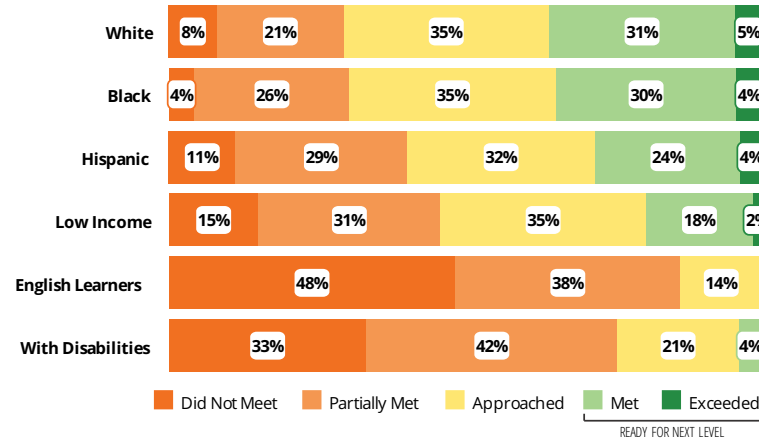
Academic Success

Middle All Illinois students in grades 3-8 take the PARCC assessment each year. High school students take the SAT in Math and English Language Arts.



Success by Student Group

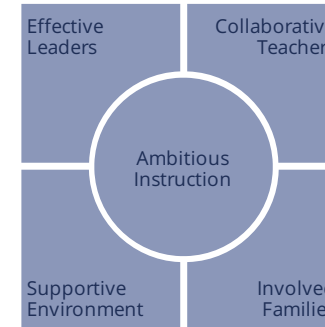
This display shows PARCC performance levels for each student group. No data is shown for groups with fewer than 10 students.



Student Characteristics

White	69%	Low Income	22%
Black	2%	English Learners	2%
Hispanic	19%	With Disabilities	14%
Asian	6%	Homeless	1%
American Indian	0%		
Two or More Races	4%		
Pacific Islander	0%		

School Environment



The **5Essentials Survey** allows students in grades 6-12 and all teachers to share their perspectives on essential conditions for learning. The anonymous survey consists of 5 components.

- Most implementation
- More implementation
- Average implementation
- Less implementation
- Least implementation
- Not Applicable/Low Response

Response Rates

Students	95%
Teachers	74%

Average Effective Leaders

Do principals and teachers implement a shared vision for success?

Average Collaborative Teachers

Do teachers collaborate to promote professional growth?

Average Ambitious Instruction

Are the classes challenging and engaging?

Average Supportive Environment

Is the school safe, demanding, and supportive?

Average Involved Families

Does the entire staff build strong external relationships?

Student Attendance and Mobility

Attendance Rate

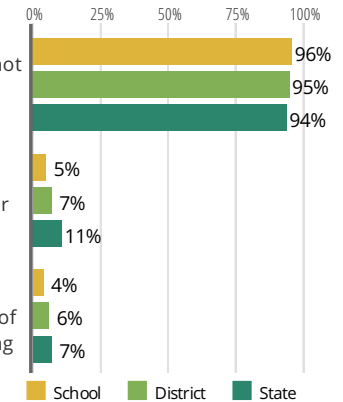
Rate at which students are present at school, not including excused or unexcused absences

Chronic Truancy Rate

Percentage of students who have been absent without valid reasons for 5% or more of regular school days

Student Mobility

Percentage of students who transfer in or out of the school during the school year, not including graduates





HAMPSHIRE MIDDLE SCHOOL

School Highlights

Academic Courses

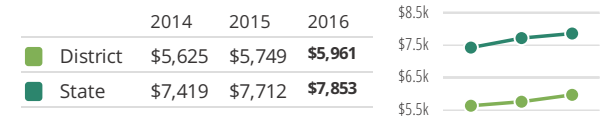
8th Grade Algebra, AVID Program, Band, Choir, Orchestra, Spanish I, Study Skills

Career Development Courses and Programs

Computer Essentials, Digital Literacy

District Finance

Instructional Spending per Pupil includes only the activities directly dealing with the teaching of students or the interaction between teachers and students.



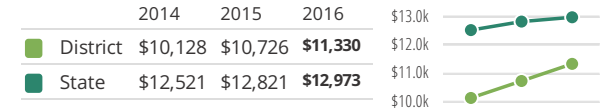
Physical Education, Health and Wellness

Health Education Courses

Athletics

Boy's Basketball, Boy's Cross Country, Boy's Track & Field, Boy's Wrestling, Girl's Basketball, Girl's Cross Country, Girl's Track & Field, Girl's Volleyball

Operational Spending per Pupil includes all costs for overall operations in this school's district, including Instructional Spending, but excluding summer school, adult education, capital expenditures, and long-term debt payments.



Other Programs and Activities

Art Club, Drama/Theatre, Family Nights, Newspaper, Reading Clubs, Student Council/Government, Yearbook Club

School Personnel Resources

Paraprofessional, School Guidance Counselor, School Nurse, School Psychologist, School Social Worker, Special Education Teacher, Speech Language Pathologist-non teaching

Educator Measures

This school has had **4 principal(s)** over the past 6 years. In the last three years, an average of **94% of teachers** return to this school each year.

School Awards

Facilities

FOR MORE INFORMATION

Visit IllinoisReportCard.com to see additional details about each item of information for this school. There you will find charts spanning multiple years, detailed explanations, resources, more of the school's programs and activities, and powerful tools that let you dig deeper into data.

Most of this data has been collected by ISBE from school districts through data systems. Some information, such as the School Highlights, is entered directly by principals and can be updated throughout the year.