



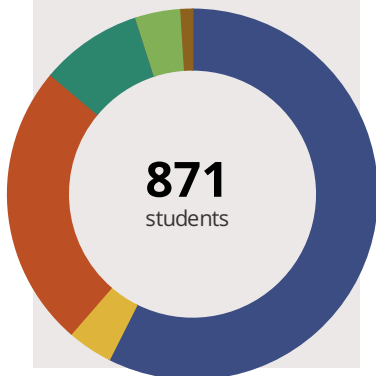
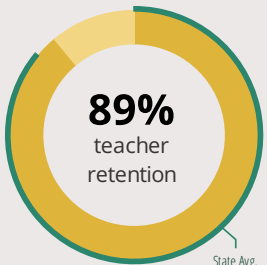
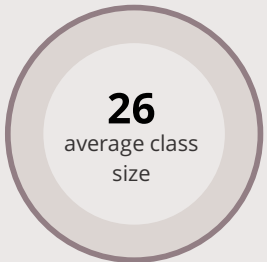
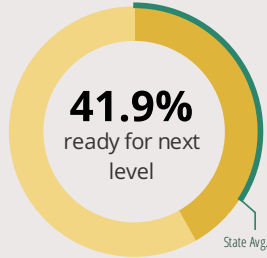
# DUNDEE MIDDLE SCHOOL

4200 W MAIN ST DUNDEE, IL 60118 9415 (847) 426-1485

Grades: 6-8  
District: CUSD 300

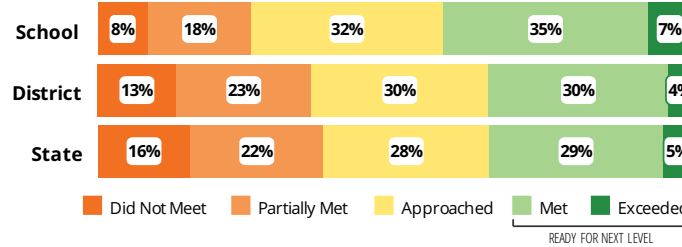
Principal: Mr. Jeffrey Herb  
Superintendent: Mr. Fred Heid

## FAST FACTS



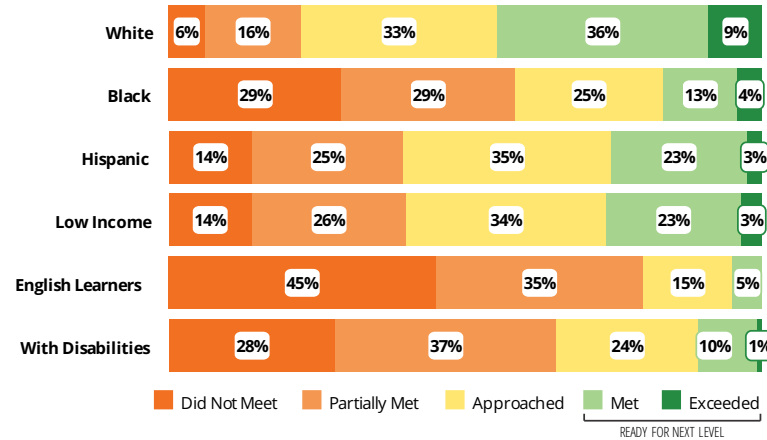
## Academic Success

Middle All Illinois students in grades 3-8 take the PARCC assessment each year. High school students take the SAT in Math and English Language Arts.



## Success by Student Group

This display shows PARCC performance levels for each student group. No data is shown for groups with fewer than 10 students.



## Student Characteristics

White	58%	Low Income	29%
Black	4%	English Learners	3%
Hispanic	25%	With Disabilities	12%
Asian	9%	Homeless	1%
American Indian	0%		
Two or More Races	4%		
Pacific Islander	1%		

## School Environment



The **5Essentials Survey** allows students in grades 6-12 and all teachers to share their perspectives on essential conditions for learning. The anonymous survey consists of 5 components.

- Most implementation
- More implementation
- Average implementation
- Less implementation
- Least implementation
- Not Applicable/Low Response

### Response Rates

Students	73%
Teachers	98%

### More Effective Leaders

Do principals and teachers implement a shared vision for success?

### More Collaborative Teachers

Do teachers collaborate to promote professional growth?

### More Ambitious Instruction

Are the classes challenging and engaging?

### More Supportive Environment

Is the school safe, demanding, and supportive?

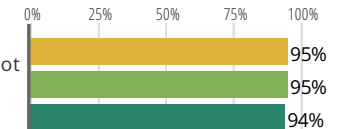
### More Involved Families

Does the entire staff build strong external relationships?

## Student Attendance and Mobility


### Attendance Rate

Rate at which students are present at school, not including excused or unexcused absences



### Chronic Truancy Rate

Percentage of students who have been absent without valid reasons for 5% or more of regular school days



### Student Mobility

Percentage of students who transfer in or out of the school during the school year, not including graduates





# DUNDEE MIDDLE SCHOOL

## School Highlights

### Academic Courses

### Physical Education, Health and Wellness

Health Education Courses

### Other Programs and Activities

8-9th Grade Transition Workshops, Family Nights, Mentoring Program, Parent Association, Art Club, Beta Club, Chess Club, Drama/Theatre, Music Clubs, S.O.D.A., Science Fair Club, Scrapbook Club, Ski Club, Snowflake, Spelling Bee, Student Council, Chess Club, Homework Club, Reading Club, Ultimate Frisbee, Student Newspaper, AVID

### School Awards

5 National Board Certified Teachers, 6-8 District and Regional Spelling Bees, 6th Grade Battle of the Books (in district), IAHPERD Blue Ribbon Program Award-Physical Education, Kane County 2014 Middle School Educator of the Year Finalist, Perfect Attendance (3 Years), Presidential Award for Academic Excellence, Presidential Physical Fitness Award, State Science Fair Gold and Silver Awards

### Career Development Courses and Programs

### Athletics

Boy's Basketball, Boy's Cross Country, Boy's Track & Field, Boy's Wrestling, Girl's Basketball, Girl's Competitive Cheerleading, Girl's Competitive Dance, Girl's Cross Country, Girl's Track & Field, Girl's Volleyball, Intramural Sports

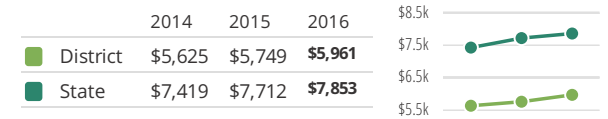
### School Personnel Resources

Librarian/Media Specialist, Paraprofessional, School Guidance Counselor, School Nurse, School Psychologist, School Social Worker, Special Education Teacher, Speech Language Pathologist-non teaching

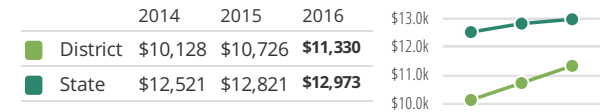
### Facilities

## District Finance

**Instructional Spending per Pupil** includes only the activities directly dealing with the teaching of students or the interaction between teachers and students.



**Operational Spending per Pupil** includes all costs for overall operations in this school's district, including Instructional Spending, but excluding summer school, adult education, capital expenditures, and long-term debt payments.



## Educator Measures

This school has had **2 principal(s)** over the past 6 years. In the last three years, an average of **89% of teachers** return to this school each year.

## FOR MORE INFORMATION

Visit [IllinoisReportCard.com](http://IllinoisReportCard.com) to see additional details about each item of information for this school. There you will find charts spanning multiple years, detailed explanations, resources, more of the school's programs and activities, and powerful tools that let you dig deeper into data.

Most of this data has been collected by ISBE from school districts through data systems. Some information, such as the School Highlights, is entered directly by principals and can be updated throughout the year.