



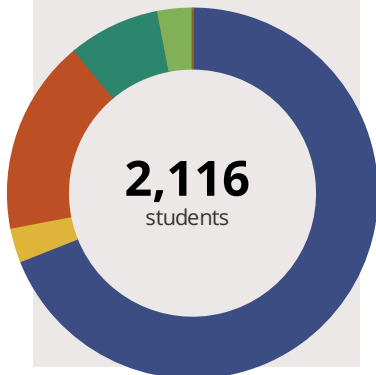
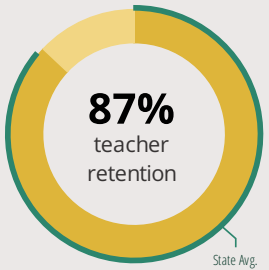
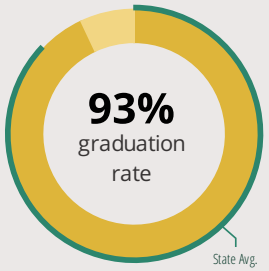
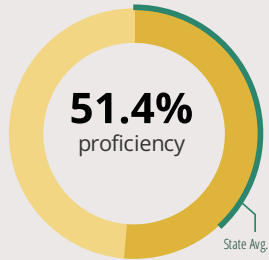
HARRY D JACOBS HIGH SCHOOL

2601 BUNKER HILL DR ALGONQUIN, IL 60102 9780 (847) 532-6100

Grades: 9-12
District: CUSD 300

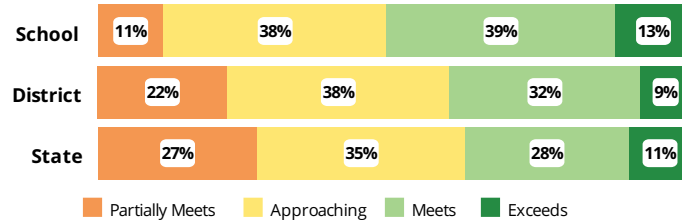
Principal: Mrs.Barbara Valle
Superintendent: Mr.Fred Heid

FAST FACTS



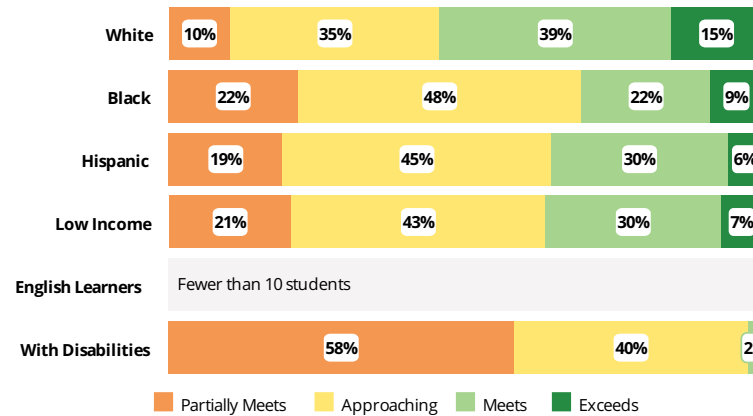
Academic Success

High school students take the SAT in Math and English Language Arts. The display shows SAT results in four performance levels.



Success by Student Group

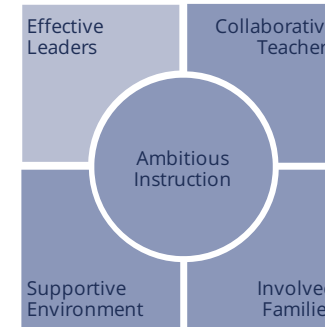
This display shows SAT performance levels for each student group. No data is shown for groups with fewer than 10 students.



Student Characteristics

White	69%	Low Income	24%
Black	3%	English Learners	2%
Hispanic	17%	With Disabilities	13%
Asian	8%	Homeless	1%
American Indian	0%		
Two or More Races	3%		
Pacific Islander	0%		

School Environment



The **5Essentials Survey** allows students in grades 6-12 and all teachers to share their perspectives on essential conditions for learning. The anonymous survey consists of 5 components.

- Most implementation
- More implementation
- Average implementation
- Less implementation
- Least implementation
- Not Applicable/Low Response

Response Rates

Students	86%
Teachers	95%

Less Effective Leaders

Do principals and teachers implement a shared vision for success?

Average Collaborative Teachers

Do teachers collaborate to promote professional growth?

Average Ambitious Instruction

Are the classes challenging and engaging?

Average Supportive Environment

Is the school safe, demanding, and supportive?

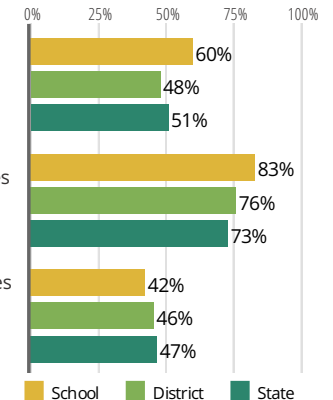
Average Involved Families

Does the entire staff build strong external relationships?

College Readiness

Ready for College Coursework

Students who meet or exceed ACT college readiness benchmarks



Postsecondary Enrollment

Students who enroll at colleges and universities

Postsecondary Remediation (lower is better)

Students enrolled in Illinois community colleges who require remedial coursework



HARRY D JACOBS HIGH SCHOOL

School Highlights

Academic Courses

20th Century Wars, Acting, Advanced 2D Art I, Anatomy and Physiology, AP Biology, AP Calculus AB, AP Calculus BC, AP Chemistry, AP Computer Science, AP English Language and Composition, AP English Literature and Composition, AP Environmental Science, AP Government, AP Human Geography, AP Macroeconomics, AP Physics B, AP Psychology, AP Spanish Language, AP Spanish Language, AP Statistics, AP Studio Art-General Portfolio, AP United States History, Astronomy, Automotive Tech 2, Automotive

Physical Education, Health and Wellness

Excel PE, Health Education Courses, PE 10, PE 11/12, PE 9

Other Programs and Activities

8-9th Grade Transition Workshops, Art Club, Business Club, Conflict Resolution, Debate Team, Drama/Theatre, Environmental Club, Family Nights, Interact, Language Clubs, Marching Band, Math Club, Music Club, National Honor Society, Newspaper, Peer Jury, Relay for Life, Scholastic Bowl, Science Olympiad, Student Council/Government, Tri-M, Tutoring Program

School Awards

2010 Best of the Best Award: Project Ignition, 2010 Football State Playoffs, 2010 Teen Driving Safety Leadership Award from the National Safety Council, 2011 Football State Playoffs, 2011 Girls' Tennis Sectional Champions, 2011 National Tutoring Association Presidents Award to D300, 2012 Boys' Cross Country Fox Valley Conference Champions, 2012 Boys' Cross Country Regional Champions, 2012 Boys' Golf Fox Valley Conference Champions, 2012 Boys' Soccer Regional Champions, 2012 Cheerleading Fox ...

Career Development Courses and Programs

Accounting II, Accounting I, Adult Living/Resource Management, Advanced CAD, Automotive Technician II, Automotive Technician III, Business Law, Child Care and Development 1, Child Care and Development 2, Child Care and Development 3, Computer Concepts and Software Applications, Computer Keyboarding, Construction Technology 2A: Frame Construction, Construction Technology 2B: Furniture & Cabinetmaking, Construction Technology 3: Manufacturing and Production, Cooperative Work Program, Culina...

Athletics

Boy's Baseball, Boy's Basketball, Boy's Cross Country, Boy's Football, Boy's Golf, Boy's Soccer, Boy's Swimming & Diving, Boy's Tennis, Boy's Track & Field, Boy's Wrestling, Color Guard, Girl's Basketball, Girl's Bowling, Girl's Competitive Cheerleading, Girl's Competitive Dance, Girl's Cross Country, Girl's Golf, Girl's Soccer, Girl's Softball, Girl's Swimming & Diving, Girl's Tennis, Girl's Track & Field, Girl's Volleyball

School Personnel Resources

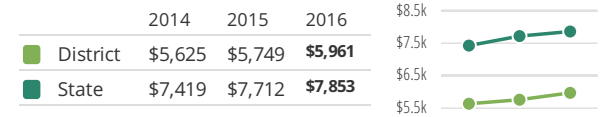
General Administrator or General Supervi, Librarian/Media Specialist, Paraprofessional, School Guidance Counselor, School Nurse, School Psychologist, School Social Worker, Special Education Teacher, Speech Language Pathologist-non teaching

Facilities

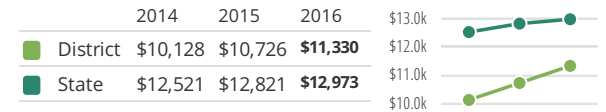
With a recently upgraded auditorium, a renovated greenhouse, well-maintained CTE and arts spaces, seven gyms (including a state of the art weight room), fieldhouse, outdoor track, four baseball and softball diamonds, lighted soccer complex, nine outdoor tennis courts and seven athletic fields, HDJ's athletic and academic facilities have few rivals

District Finance

Instructional Spending per Pupil includes only the activities directly dealing with the teaching of students or the interaction between teachers and students.



Operational Spending per Pupil includes all costs for overall operations in this school's district, including Instructional Spending, but excluding summer school, adult education, capital expenditures, and long-term debt payments.



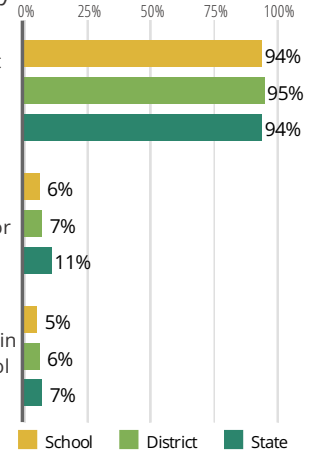
Educator Measures

This school has had **2 principal(s)** over the past 6 years. In the last three years, an average of **87% of teachers** return to this school each year.

Student Attendance and Mobility

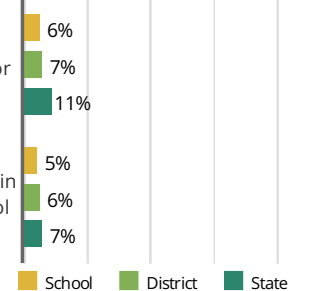
Attendance Rate

Rate at which students are present at school, not including excused or unexcused absences



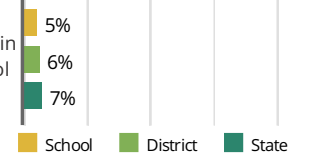
Chronic Truancy Rate

Percentage of students who have been absent without valid reasons for 5% or more of regular school days



Student Mobility

Percentage of students who transfer in or out of the school during the school year, not including graduates



FOR MORE INFORMATION

Visit IllinoisReportCard.com to see additional details about each item of information for this school. There you will find charts spanning multiple years, detailed explanations, resources, more of the school's programs and activities, and powerful tools that let you dig deeper into data.

Most of this data has been collected by ISBE from school districts through data systems. Some information, such as the School Highlights, is entered directly by principals and can be updated throughout the year.