



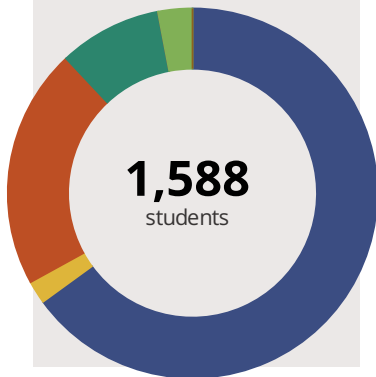
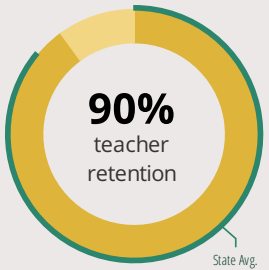
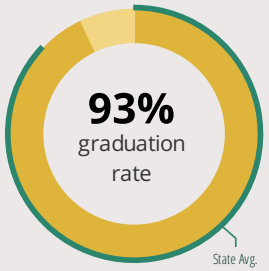
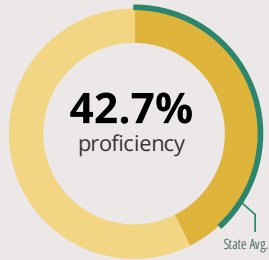
HAMPSHIRE HIGH SCHOOL

1600 BIG TIMBER RD HAMPSHIRE, IL 60140 8374 (847) 792-3500

Grades: 9-12
District: CUSD 300

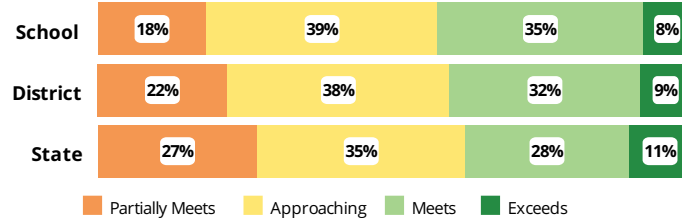
Principal: Mr. Brett Bending
Superintendent: Mr. Fred Heid

FAST FACTS



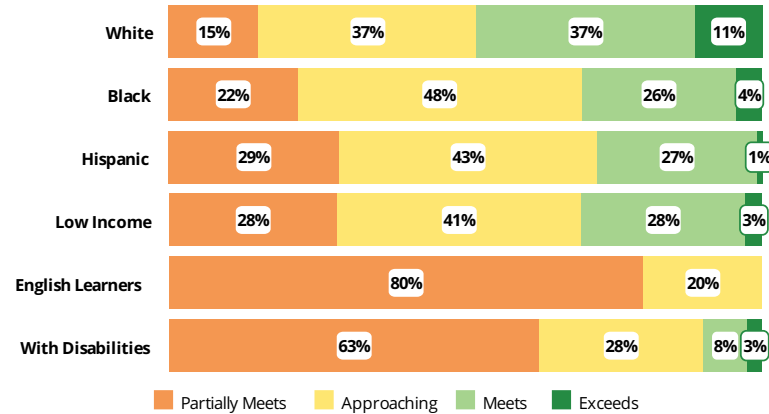
Academic Success

High school students take the SAT in Math and English Language Arts. The display shows SAT results in four performance levels.



Success by Student Group

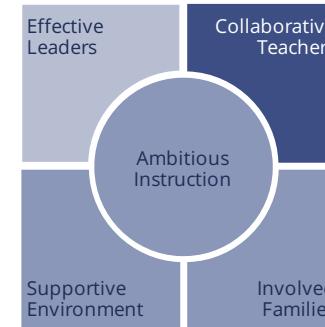
This display shows SAT performance levels for each student group. No data is shown for groups with fewer than 10 students.



Student Characteristics

White	65%	Low Income	25%
Black	2%	English Learners	3%
Hispanic	21%	With Disabilities	10%
Asian	9%	Homeless	0%
American Indian	0%		
Two or More Races	3%		
Pacific Islander	0%		

School Environment



The **5Essentials Survey** allows students in grades 6-12 and all teachers to share their perspectives on essential conditions for learning. The anonymous survey consists of 5 components.

- Most implementation
- More implementation
- Average implementation
- Less implementation
- Least implementation
- Not Applicable/Low Response

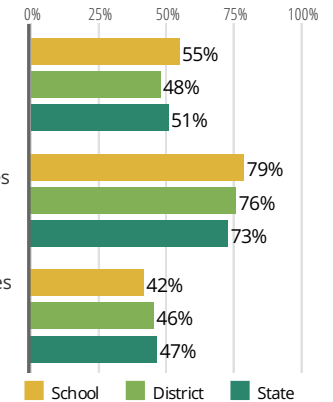
Response Rates

Students	73%
Teachers	99%

- Less** Effective Leaders
Do principals and teachers implement a shared vision for success?
- More** Collaborative Teachers
Do teachers collaborate to promote professional growth?
- Average** Ambitious Instruction
Are the classes challenging and engaging?
- Average** Supportive Environment
Is the school safe, demanding, and supportive?
- Average** Involved Families
Does the entire staff build strong external relationships?

College Readiness

Ready for College Coursework
Students who meet or exceed ACT college readiness benchmarks



Postsecondary Enrollment
Students who enroll at colleges and universities

Postsecondary Remediation (lower is better)
Students enrolled in Illinois community colleges who require remedial coursework



HAMPSHIRE HIGH SCHOOL

School Highlights

Academic Courses

AP Biology, AP Calculus AB, AP Chemistry, AP English Language and Composition, AP English Literature and Composition, AP Government, AP Macroeconomics, AP Music Theory, AP Physics B, AP Psychology, AP Spanish Language, AP United States History, Automotive Technician I, AVID Program, Baking I, Band, Biology-Advanced Studies, Business Communications, Business Technology and Procedures, Calculus with Analytical Geometry II, Ceramics, Child Development and Parenting, Choir, Composition, Dance, Ea...

Physical Education, Heath and Wellness

Other Programs and Activities

Art Club, Drama/Theatre, Language Clubs, Marching Band, Math Club, National Honor Society, Peer Jury, Scholastic Bowl, Student Council/Government, World Wide Youth Services and Engineering Club, Yearbook Club

School Awards

Recent Athletic Championships (2011-2014): Girls Tennis: 2012 Hononegah Invite, 2012 & 2013 Jefferson Invite, 2013 Hampshire Invite. Girls Cross Country: 2011, 2012, & 2013 Harvard Invite, 2013 Johnsbury Invite, 2013 & 2014 Wallin Invite Girls Basketball: 2012 IHSA Regional, 2013 Elgin Academy Invite Grils Track: 2012 Oregon Invite, 2012 & 2013 S

Career Development Courses and Programs

Accounting II, Accounting I, Architectural Drafting I, Architectural Drafting II, Audio/Video Production I, Automotive Technician I, Automotive Technician II, Business and Technology Concepts, Business Law, Cabinetmaking & Millwork II, Care and Learning Services Occupations, Carpentry I, Child Development and Parenting, Communication Technology, Computer Concepts and Software Applications, Construction Trades I, Construction Trades II, Cooperative Education, Drafting, Electrical Trades I, El...

Athletics

Boy's Baseball, Boy's Basketball, Boy's Cross Country, Boy's Football, Boy's Golf, Boy's Soccer, Boy's Tennis, Boy's Track & Field, Boy's Wrestling, Color Guard, Conditioning and Fitness Classes, Girl's Basketball, Girl's Competitive Cheerleading, Girl's Competitive Dance, Girl's Cross Country, Girl's Soccer, Girl's Softball, Girl's Swimming & Diving, Girl's Tennis, Girl's Track & Field, Girl's Volleyball

School Personnel Resources

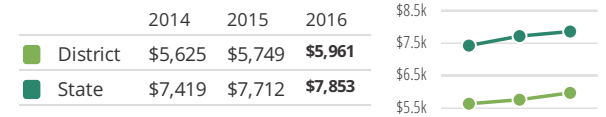
English as a Second Language Teacher, General Administrator or General Supervi, Librarian/Media Specialist, Paraprofessional, School Guidance Counselor, School Nurse, School Psychologist, School Social Worker, Special Education Teacher

Facilities

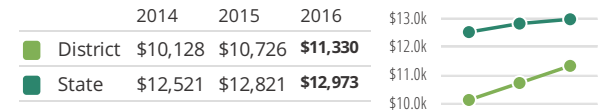
Hampshire High School is a beautiful high school nestled in a country setting containing 392,000 square feet. The building is designed to accommodate 2,500 students. The high school includes 65 traditional classrooms. Many of the classrooms are outfitted with Smartboards, and every room has a document imaging camera, projector, and DVD/VHS playe

District Finance

Instructional Spending per Pupil includes only the activities directly dealing with the teaching of students or the interaction between teachers and students.



Operational Spending per Pupil includes all costs for overall operations in this school's district, including Instructional Spending, but excluding summer school, adult education, capital expenditures, and long-term debt payments.



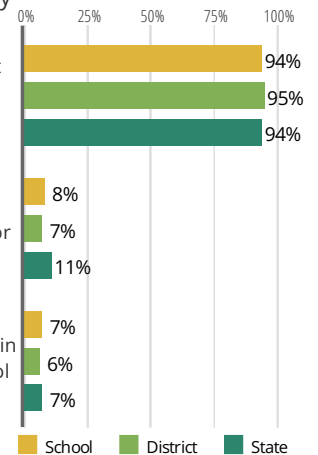
Educator Measures

This school has had **2 principal(s)** over the past 6 years. In the last three years, an average of **90% of teachers** return to this school each year.

Student Attendance and Mobility

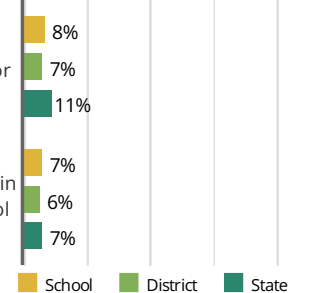
Attendance Rate

Rate at which students are present at school, not including excused or unexcused absences



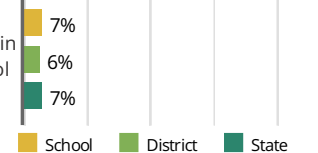
Chronic Truancy Rate

Percentage of students who have been absent without valid reasons for 5% or more of regular school days



Student Mobility

Percentage of students who transfer in or out of the school during the school year, not including graduates



FOR MORE INFORMATION

Visit IllinoisReportCard.com to see additional details about each item of information for this school. There you will find charts spanning multiple years, detailed explanations, resources, more of the school's programs and activities, and powerful tools that let you dig deeper into data.

Most of this data has been collected by ISBE from school districts through data systems. Some information, such as the School Highlights, is entered directly by principals and can be updated throughout the year.