



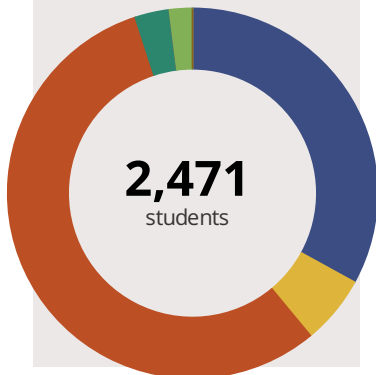
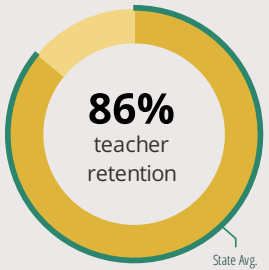
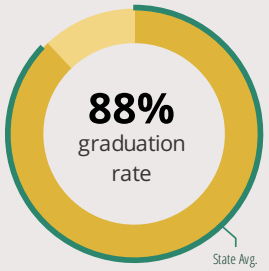
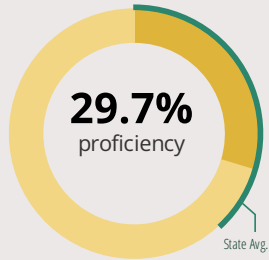
DUNDEE-CROWN HIGH SCHOOL

1500 KINGS RD CARPENTERSVILLE, IL 60110 1480 (224) 484-5000

Grades: 9-12
District: CUSD 300

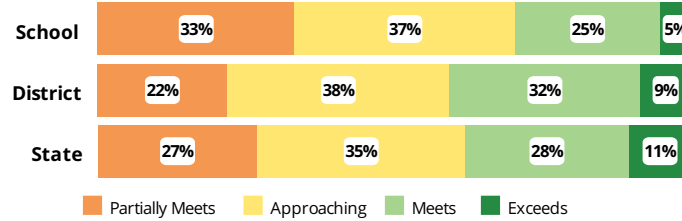
Principal: Ms.Katie Wisowski-Wetzel
Superintendent: Mr.Fred Heid

FAST FACTS



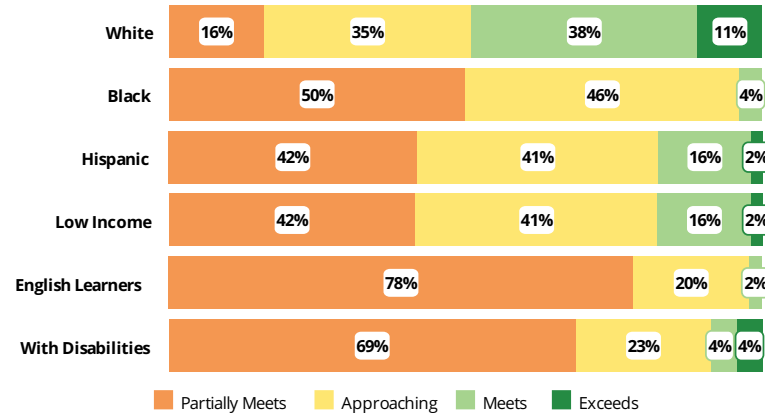
Academic Success

High school students take the SAT in Math and English Language Arts. The display shows SAT results in four performance levels.



Success by Student Group

This display shows SAT performance levels for each student group. No data is shown for groups with fewer than 10 students.



Student Characteristics

White	33%	Low Income	63%
Black	6%	English Learners	10%
Hispanic	56%	With Disabilities	12%
Asian	3%	Homeless	2%
American Indian	0%		
Two or More Races	2%		
Pacific Islander	0%		

School Environment



The **5Essentials Survey** allows students in grades 6-12 and all teachers to share their perspectives on essential conditions for learning. The anonymous survey consists of 5 components.

- Most implementation
- More implementation
- Average implementation
- Less implementation
- Least implementation
- Not Applicable/Low Response

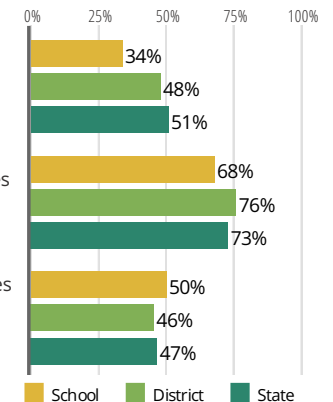
Response Rates

Students	58%
Teachers	91%

- Less** Effective Leaders
Do principals and teachers implement a shared vision for success?
- Less** Collaborative Teachers
Do teachers collaborate to promote professional growth?
- Average** Ambitious Instruction
Are the classes challenging and engaging?
- Average** Supportive Environment
Is the school safe, demanding, and supportive?
- Average** Involved Families
Does the entire staff build strong external relationships?

College Readiness

Ready for College Coursework
Students who meet or exceed ACT college readiness benchmarks



Postsecondary Enrollment
Students who enroll at colleges and universities

Postsecondary Remediation (lower is better)
Students enrolled in Illinois community colleges who require remedial coursework



DUNDEE-CROWN HIGH SCHOOL

School Highlights

Academic Courses

Advanced Placement opportunities in Science, Math, Social Science, English, Arts, and World Language. Dual Credit and tech prep opportunities with Community College. FitnessGram monitored Physical Education. Vibrant Arts and Music offerings and programs. AVID Program, Career Academies, Academic Success Center, Peer Mentors/Tutors, Summer School

Physical Education, Health and Wellness

Weight Lifting/Toning, Physical Education Leadership, Health Education Courses, Progress monitored and assessed by FitnessGram.

Other Programs and Activities

8-9th Grade Transition Workshops, Career Education Events, Family Nights, Mentoring Program, Parent Associations, Tutoring Program, Diverse Club opportunities, Drama/Theatre, Debate Team, Learning Lab, National Honor Society, Newspaper, Peer Jury, and Student Council/Government.

School Awards

County Educator of the Year Award Recipients, Nationally Board Certified Staff, Illinois State Scholars, Golden Apple Scholars, National Merit Scholarship Recipients, AP Scholars, National Career Readiness Certificate Recipients, Individual and Team All State Athletes and Activity Participants

Career Development Courses and Programs

Business, Industrial, as well as Family and Consumer science programs. Cooperative Work Program, Visionary Internship Program. Dual Credit and tech prep opportunities with Community College.

Athletics

Boy's Baseball, Basketball, Cross Country, Boy's Football, Golf, Soccer, Swimming & Diving, Tennis, Track & Field, Boy's Wrestling, Color Guard, Girl's Bowling, Girl's Competitive Cheerleading, Girl's Competitive Dance, Girl's Softball, Girl's Volleyball

School Personnel Resources

English as a Second Language Teacher, General Administrator or General Supervi, Librarian/Media Specialist, Paraprofessional, School Guidance Counselor, School Nurse, School Psychologist, School Social Worker, Special Education Teacher, Speech Language Pathologist-non teaching

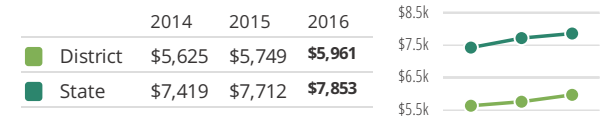
Facilities

The facilities at Dundee-Crown offer students many opportunities both during school hours and for after-school athletics/activities. We are constantly improving our facilities to provide students with a robust and rewarding experience in a safe environment. Recent renovations include our Main Gym, Performing Arts, science labs, and classrooms.

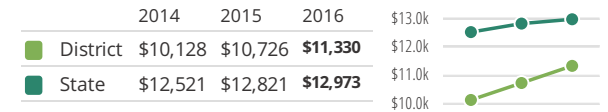
Most of this data has been collected by ISBE from school districts through data systems. Some information, such as the School Highlights, is entered directly by principals and can be updated throughout the year.

District Finance

Instructional Spending per Pupil includes only the activities directly dealing with the teaching of students or the interaction between teachers and students.



Operational Spending per Pupil includes all costs for overall operations in this school's district, including Instructional Spending, but excluding summer school, adult education, capital expenditures, and long-term debt payments.



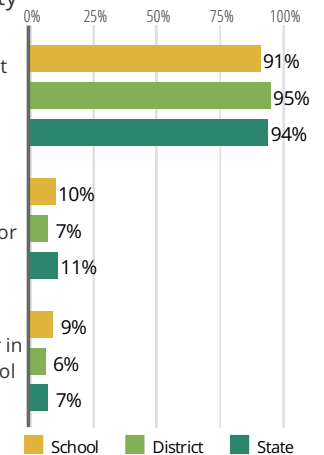
Educator Measures

This school has had **2 principal(s)** over the past 6 years. In the last three years, an average of **86% of teachers** return to this school each year.

Student Attendance and Mobility

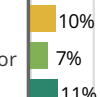
Attendance Rate

Rate at which students are present at school, not including excused or unexcused absences



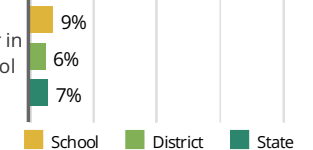
Chronic Truancy Rate

Percentage of students who have been absent without valid reasons for 5% or more of regular school days



Student Mobility

Percentage of students who transfer in or out of the school during the school year, not including graduates



FOR MORE INFORMATION

Visit IllinoisReportCard.com to see additional details about each item of information for this school. There you will find charts spanning multiple years, detailed explanations, resources, more of the school's programs and activities, and powerful tools that let you dig deeper into data.