

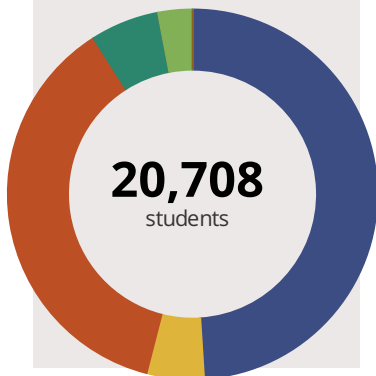
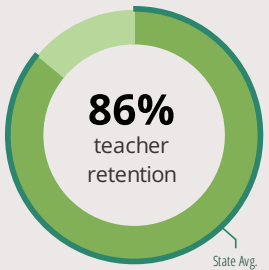
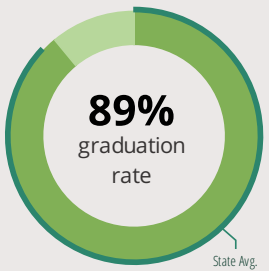
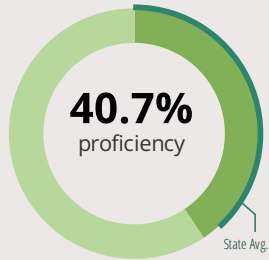


CUSD 300

2550 Hamish Dr Algonquin, IL 60102 6870 (847) 551-8308

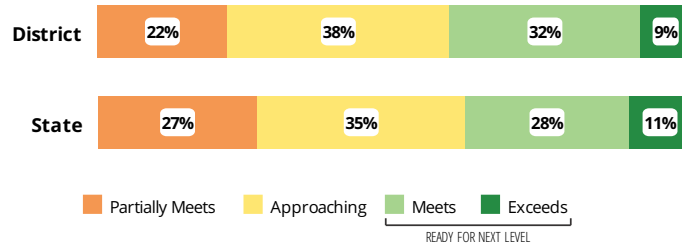
Grades: P-12
Superintendent: Mr. Fred Heid

FAST FACTS



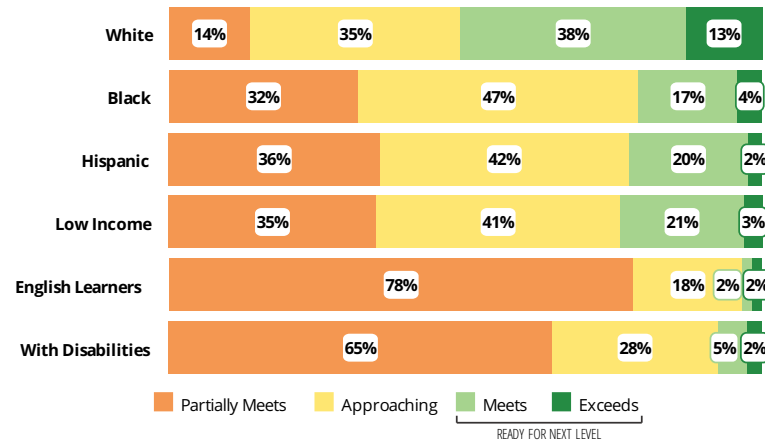
Academic Success

High school students take the SAT in Math and English Language Arts. The display shows SAT results in four performance levels.



Success by Student Group

This display shows SAT performance levels for each student group. No data is shown for groups with fewer than 10 students.

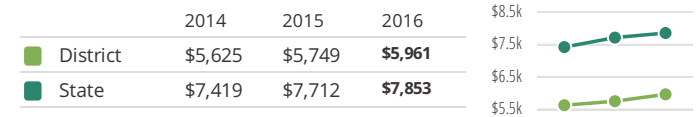


Student Characteristics

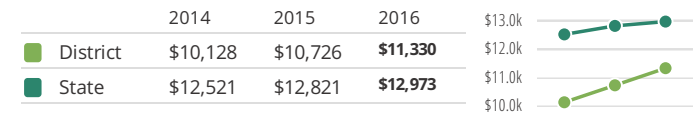
White	49%	Low Income	44%
Black	5%	English Learners	15%
Hispanic	37%	With Disabilities	15%
Asian	6%	Homeless	1%
American Indian	0%		
Two or More Races	3%		
Pacific Islander	0%		

District Finance

Instructional Spending per Pupil includes only the activities directly dealing with the teaching of students or the interaction between teachers and students.



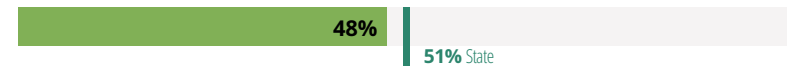
Operational Spending per Pupil includes all costs for overall operations in this district, including Instructional Spending, but excluding summer school, adult education, capital expenditures, and long-term debt payments.



College Readiness

Ready for College Coursework

Students who meet or exceed ACT college readiness benchmarks



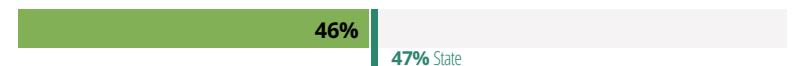
Postsecondary Enrollment

Students who enroll at colleges and universities



Postsecondary Remediation (lower is better)

Students enrolled in Illinois community colleges who require remedial coursework






CUSD 300

Schools in District

School Name	Grades	% Ready for Next Level	School Name	Grades	% Ready for Next Level
DUNDEE-CROWN HIGH SCHOOL	9-12	-	HAMPSHIRE ELEM SCHOOL	K-5	45.8%
HAMPSHIRE HIGH SCHOOL	9-12	-	KENNETH E NEUBERT ELEM SCHOOL	K-5	43.4%
HARRY D JACOBS HIGH SCHOOL	9-12	-	LAKE IN THE HILLS ELEM SCHOOL	P-5	39.3%
ALGONQUIN MIDDLE SCHOOL	6-8	36.2%	LAKEWOOD SCHOOL	P-5	18.2%
CARPENTERSVILLE MIDDLE SCHOOL	6-8	16.4%	LIBERTY ELEMENTARY SCHOOL	P-5	31.9%
DUNDEE MIDDLE SCHOOL	6-8	41.9%	LINCOLN PRAIRIE ELEM SCHOOL	K-5	45.4%
HAMPSHIRE MIDDLE SCHOOL	6-8	36.4%	MEADOWDALE ELEM SCHOOL	P-5	20.6%
ALGONQUIN LAKES ELEM SCH	K-5	49.6%	PARKVIEW ELEMENTARY SCHOOL	K-5	17.6%
DUNDEE HIGHLANDS ELEM SCHOOL	P-5	44.8%	PERRY ELEMENTARY SCHOOL	P-5	8.2%
EASTVIEW ELEM SCHOOL	P-5	61.6%	SLEEPY HOLLOW ELEM SCHOOL	K-5	38.6%
GARY D WRIGHT ELEM SCH	K-5	39.2%	WESTFIELD COMMUNITY SCHOOL	P-8	42.1%
GILBERTS ELEM SCH	P-5	42.8%	CAMBRIDGE LAKES CHARTER SCHOOL	K-12	40.5%
GOLFVIEW ELEM SCHOOL	P-5	13.9%			

Achievement Gap

Achievement gaps display the differences in academic performance between student groups. The display below shows the gap in readiness for the next level between low income (LI) students and non-low income (non-LI) students on the SAT for both English Language Arts (ELA) and Math.



	SAT ELA		SAT Math	
	District	State	District	State
Non-Low Income	54%	54%	49%	50%
Low Income	23%	21%	23%	18%
Gap	-31	-32	-26	-31

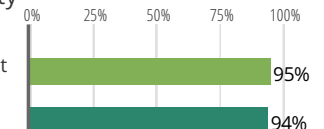
Educator Measures

This district has had an average of **3 principal(s)** at the same school over the past 6 years. District wide in the last three years, an average of **86% of teachers** return to the same school each year.

Student Attendance and Mobility

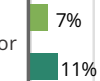
Attendance Rate

Rate at which students are present at school, not including excused or unexcused absences



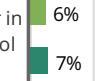
Chronic Truancy Rate

Percentage of students who have been absent without valid reasons for 5% or more of regular school days



Student Mobility

Percentage of students who transfer in or out of the school during the school year, not including graduates



FOR MORE INFORMATION

Visit IllinoisReportCard.com to see additional details about each item of information for this school. There you will find charts spanning multiple years, detailed explanations, resources, more of the school's programs and activities, and powerful tools that let you dig deeper into data.

Most of this data has been collected by ISBE from school districts through data systems. Some information, such as the School Highlights, is entered directly by principals and can be updated throughout the year.