



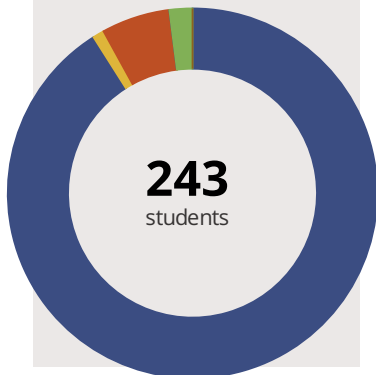
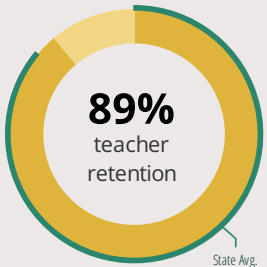
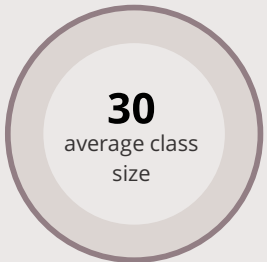
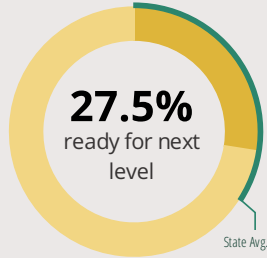
# TRICO JR HIGH SCHOOL

PO BOX 335 CAMPBELL HILL, IL 62916 0335 (618) 426-1111

Grades: 6-8  
District: TRICO CUSD 176

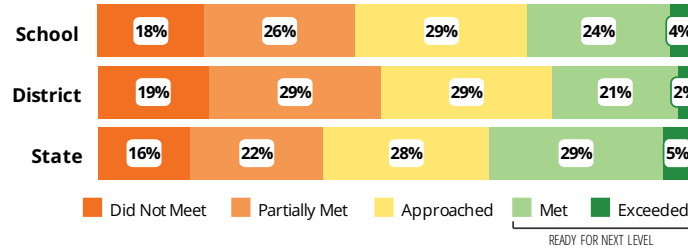
Principal: Ronald Coleman  
Superintendent: Mr. Larry Lovel

## FAST FACTS



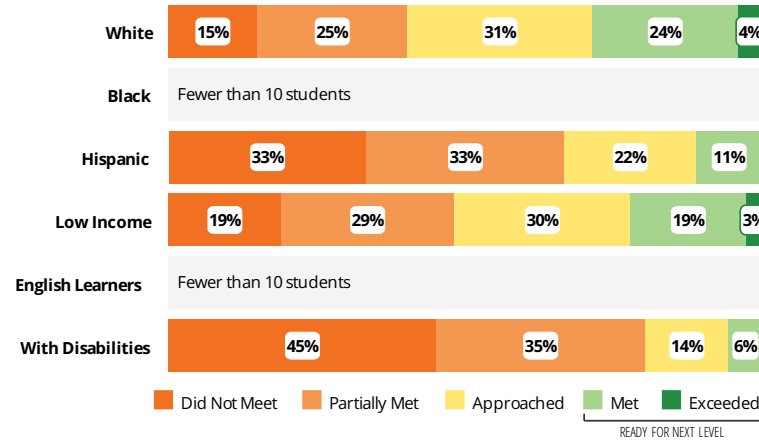
## Academic Success

Middle All Illinois students in grades 3-8 take the PARCC assessment each year. High school students take the SAT in Math and English Language Arts.



## Success by Student Group

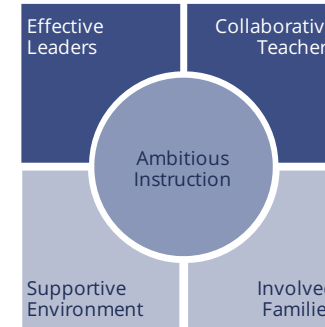
This display shows PARCC performance levels for each student group. No data is shown for groups with fewer than 10 students.



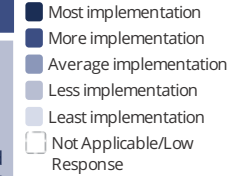
## Student Characteristics

White	91%	Low Income	52%
Black	1%	English Learners	2%
Hispanic	6%	With Disabilities	21%
Asian	0%	Homeless	3%
American Indian	0%		
Two or More Races	2%		
Pacific Islander	0%		

## School Environment



The **5Essentials Survey** allows students in grades 6-12 and all teachers to share their perspectives on essential conditions for learning. The anonymous survey consists of 5 components.



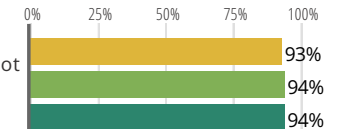
Response Rates	
Students	81%
Teachers	86%

- More Effective Leaders**  
Do principals and teachers implement a shared vision for success?
- More Collaborative Teachers**  
Do teachers collaborate to promote professional growth?
- Average Ambitious Instruction**  
Are the classes challenging and engaging?
- Less Supportive Environment**  
Is the school safe, demanding, and supportive?
- Less Involved Families**  
Does the entire staff build strong external relationships?

## Student Attendance and Mobility

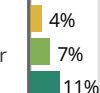
### Attendance Rate

Rate at which students are present at school, not including excused or unexcused absences



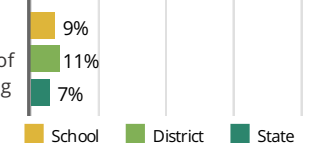
### Chronic Truancy Rate

Percentage of students who have been absent without valid reasons for 5% or more of regular school days



### Student Mobility

Percentage of students who transfer in or out of the school during the school year, not including graduates





# TRICO JR HIGH SCHOOL

## School Highlights

### Academic Courses

6th Grade Mathematics, 7th Grade Mathematics, 7th Grade Pre-Algebra, 8th Grade Algebra I, 8th Grade Pre-Algebra, Academic Success, American History, Art, Chorus, English Literature and Composition, Health, Keyboarding and Computers, Marching Band, Physical Education, Reading Enhancement, Science, Speech, World Geography

### Physical Education, Health and Wellness

Health Education Courses, Physical Education

### Other Programs and Activities

Art Club, Breakfast Program, Chorus, Marching Band, Science Fair, Student Council/Government, Trico Area Food for Youth Program, Wee Care Christmas Gifts for Needy Families

### School Awards

Boy's Baseball- State Tournament-2nd Place finish-2012, Girl's Softball-State Tournament- 2nd Place finish- 2012

## Career Development Courses and Programs

### Athletics

Boy's Baseball, Boy's Basketball, Cheerleading, Girl's Basketball, Girl's Softball, Girl's Volleyball

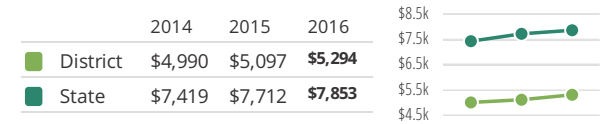
### School Personnel Resources

Paraprofessional, Special Education Teacher

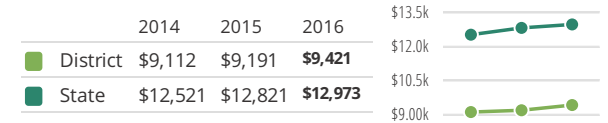
### Facilities

## District Finance

**Instructional Spending per Pupil** includes only the activities directly dealing with the teaching of students or the interaction between teachers and students.



**Operational Spending per Pupil** includes all costs for overall operations in this school's district, including Instructional Spending, but excluding summer school, adult education, capital expenditures, and long-term debt payments.



## Educator Measures

This school has had **2 principal(s)** over the past 6 years. In the last three years, an average of **89% of teachers** return to this school each year.

## FOR MORE INFORMATION

Visit [IllinoisReportCard.com](http://IllinoisReportCard.com) to see additional details about each item of information for this school. There you will find charts spanning multiple years, detailed explanations, resources, more of the school's programs and activities, and powerful tools that let you dig deeper into data.

Most of this data has been collected by ISBE from school districts through data systems. Some information, such as the School Highlights, is entered directly by principals and can be updated throughout the year.