



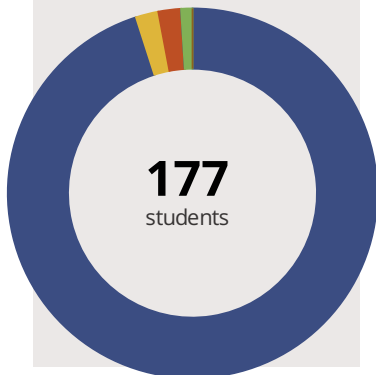
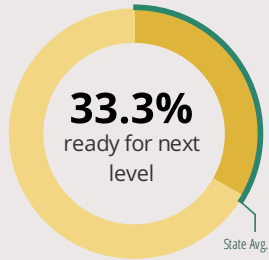
SPOON RIVER VALLEY ELEM SCHOOL

35265 N IL ROUTE 97 LONDON MILLS, IL 61544 9312 (309) 778-2207

Grades: P-6
District: SPOON RIVER VALLEY CUSD 4

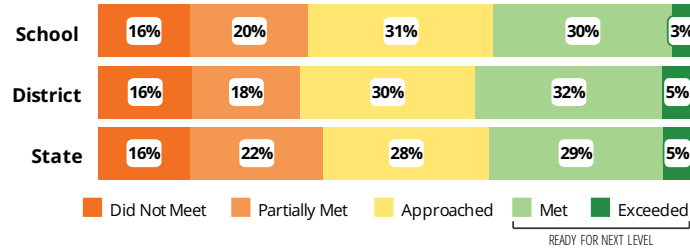
Principal: Mrs.Jody Collier
Superintendent: Mr.Christopher Janssen

FAST FACTS



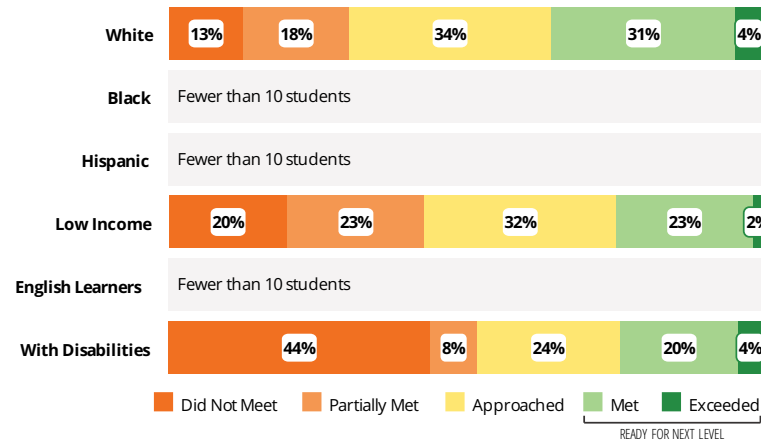
Academic Success

Elementary All Illinois students in grades 3-8 take the PARCC assessment each year. High school students take the SAT in Math and English Language Arts.



Success by Student Group

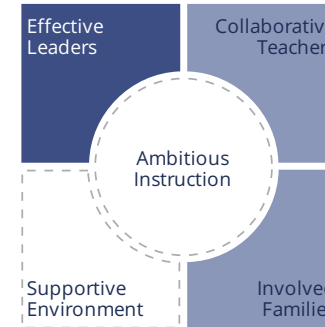
This display shows PARCC performance levels for each student group. No data is shown for groups with fewer than 10 students.



Student Characteristics

White	96%	Low Income	45%
Black	2%	English Learners	0%
Hispanic	2%	With Disabilities	17%
Asian	0%	Homeless	0%
American Indian	0%		
Two or More Races	1%		
Pacific Islander	0%		

School Environment



The **5Essentials Survey** allows students in grades 6-12 and all teachers to share their perspectives on essential conditions for learning. The anonymous survey consists of 5 components.



Response Rates

Students	4%
Teachers	62%

More Effective Leaders

Do principals and teachers implement a shared vision for success?

Average Collaborative Teachers

Do teachers collaborate to promote professional growth?

Ambitious Instruction

Are the classes challenging and engaging?

Supportive Environment

Is the school safe, demanding, and supportive?

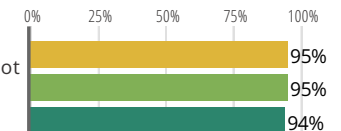
Average Involved Families

Does the entire staff build strong external relationships?

Student Attendance and Mobility

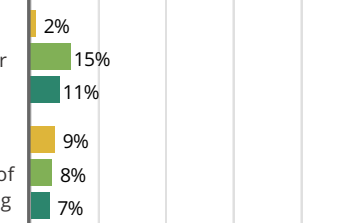
Attendance Rate

Rate at which students are present at school, not including excused or unexcused absences



Chronic Truancy Rate

Percentage of students who have been absent without valid reasons for 5% or more of regular school days



Student Mobility

Percentage of students who transfer in or out of the school during the school year, not including graduates





SPOON RIVER VALLEY ELEM SCHOOL

School Highlights

Academic Courses

General Education Classes PreK-6th

Career Development Courses and Programs

Physical Education, Health and Wellness

General Physical Education Classes

Athletics

Boy's Basketball, Girl's Basketball

Other Programs and Activities

Conflict Resolution, DARE program, Drama/Theatre, Family Nights, Homework Club, Mentoring Program, Neighborhood Association Partnership, Parent Associations, Tutoring Program

School Personnel Resources

Reading Teacher, Special Education Teacher

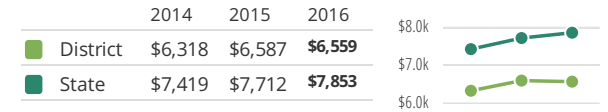
School Awards

Presidential Award for Academic Achievement, Presidential Award for Academic Excellence

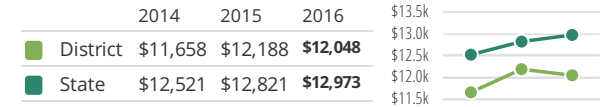
Facilities

District Finance

Instructional Spending per Pupil includes only the activities directly dealing with the teaching of students or the interaction between teachers and students.



Operational Spending per Pupil includes all costs for overall operations in this school's district, including Instructional Spending, but excluding summer school, adult education, capital expenditures, and long-term debt payments.



Educator Measures

This school has had **3 principal(s)** over the past 6 years. In the last three years, an average of **85% of teachers** return to this school each year.

FOR MORE INFORMATION

Visit IllinoisReportCard.com to see additional details about each item of information for this school. There you will find charts spanning multiple years, detailed explanations, resources, more of the school's programs and activities, and powerful tools that let you dig deeper into data.

Most of this data has been collected by ISBE from school districts through data systems. Some information, such as the School Highlights, is entered directly by principals and can be updated throughout the year.