



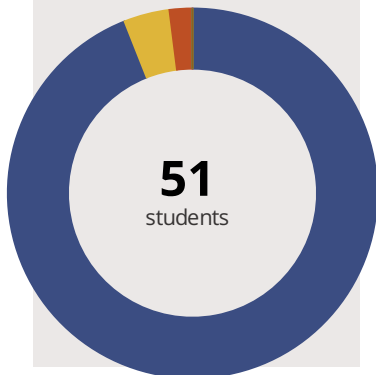
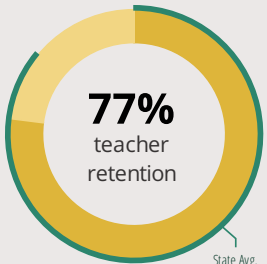
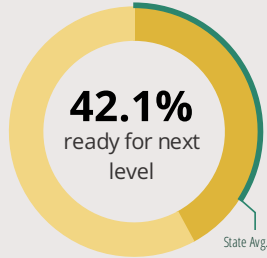
SPOON RIVER VALLEY JR HIGH SCH

35265 N IL ROUTE 97 LONDON MILLS, IL 61544 9312 (309) 778-2201

Grades: 7-8
District: SPOON RIVER VALLEY CUSD 4

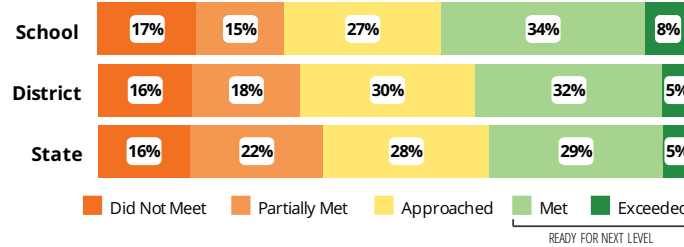
Principal: Mrs.Jody Collier
Superintendent: Mr.Christopher Janssen

FAST FACTS



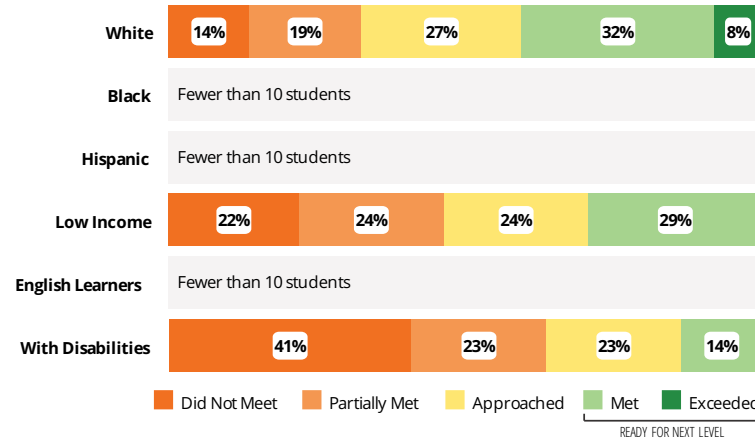
Academic Success

All Illinois students in grades 3-8 take the PARCC assessment each year. High school students take the SAT in Math and English Language Arts.



Success by Student Group

This display shows PARCC performance levels for each student group. No data is shown for groups with fewer than 10 students.

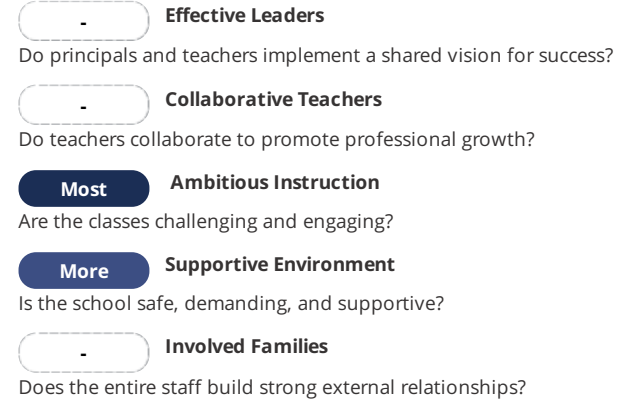
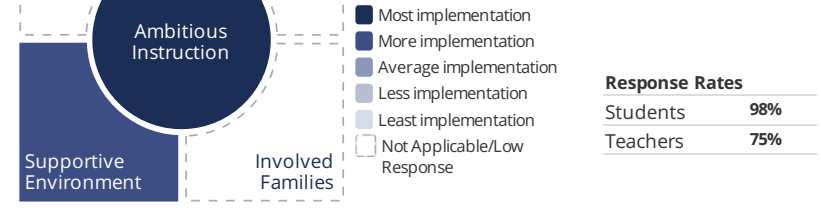


Student Characteristics

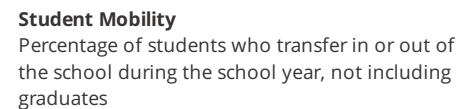
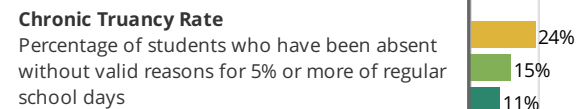
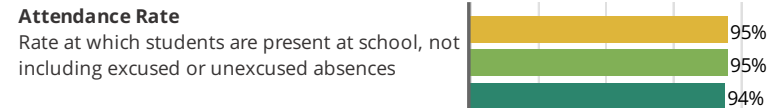
White	94%	Low Income	51%
Black	4%	English Learners	0%
Hispanic	2%	With Disabilities	26%
Asian	0%	Homeless	2%
American Indian	0%		
Two or More Races	0%		
Pacific Islander	0%		

School Environment

The **5Essentials Survey** allows students in grades 6-12 and all teachers to share their perspectives on essential conditions for learning. The anonymous survey consists of 5 components.



Student Attendance and Mobility





SPOON RIVER VALLEY JR HIGH SCH

School Highlights

Academic Courses

8th Grade Algebra, Art History, Spanish

Career Development Courses and Programs

Agriculture Science, Art History/Humanities, Business

Physical Education, Heath and Wellness

Health Education Courses

Athletics

Boy's Basketball, Boy's Football, Boy's Track & Field, Girl's Basketball, Girl's Track & Field, Girl's Volleyball

Other Programs and Activities

School Personnel Resources

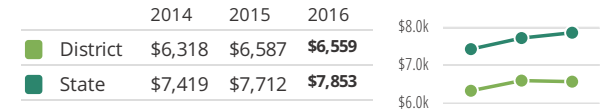
Special Education Teacher

School Awards

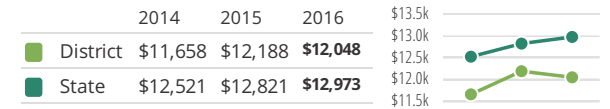
Facilities

District Finance

Instructional Spending per Pupil includes only the activities directly dealing with the teaching of students or the interaction between teachers and students.



Operational Spending per Pupil includes all costs for overall operations in this school's district, including Instructional Spending, but excluding summer school, adult education, capital expenditures, and long-term debt payments.



Educator Measures

This school has had **1 principal(s)** over the past 6 years. In the last three years, an average of **77% of teachers** return to this school each year.

FOR MORE INFORMATION

Visit IllinoisReportCard.com to see additional details about each item of information for this school. There you will find charts spanning multiple years, detailed explanations, resources, more of the school's programs and activities, and powerful tools that let you dig deeper into data.

Most of this data has been collected by ISBE from school districts through data systems. Some information, such as the School Highlights, is entered directly by principals and can be updated throughout the year.