



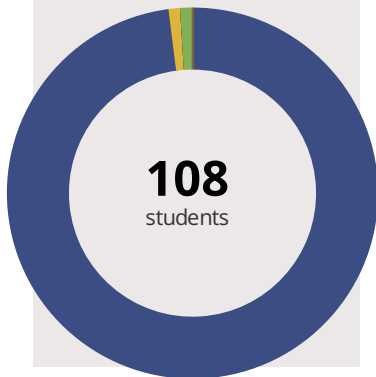
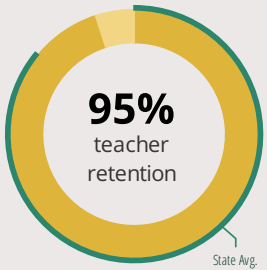
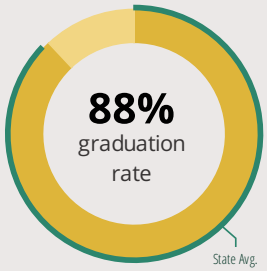
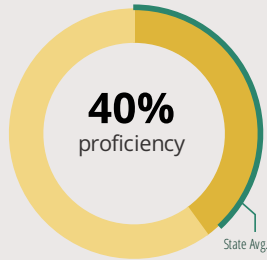
SPOON RIVER VALLEY SR HIGH SCH

35265 N IL ROUTE 97 LONDON MILLS, IL 61544 9312 (309) 778-2201

Grades: 9-12
District: SPOON RIVER VALLEY CUSD 4

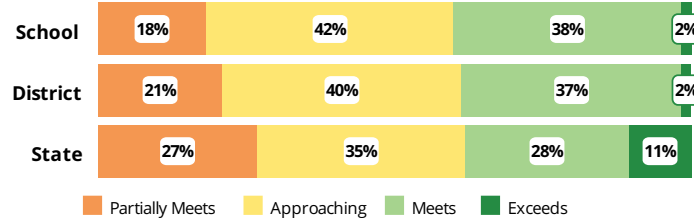
Principal: Mrs.Jody Collier
Superintendent: Mr.Christopher Janssen

FAST FACTS



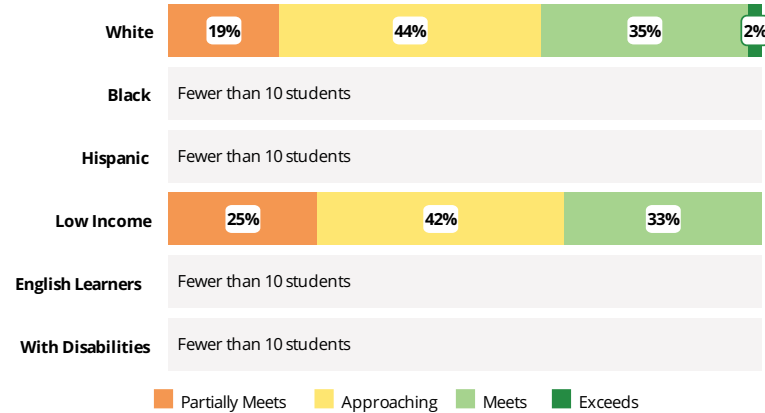
Academic Success

High school students take the SAT in Math and English Language Arts. The display shows SAT results in four performance levels.



Success by Student Group

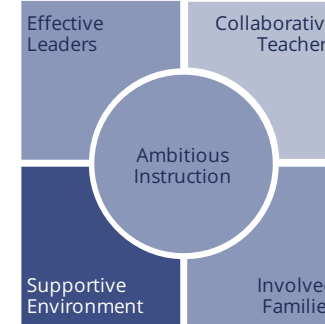
This display shows SAT performance levels for each student group. No data is shown for groups with fewer than 10 students.



Student Characteristics

| | | | |
|-------------------|-----|-------------------|-----|
| White | 98% | Low Income | 37% |
| Black | 1% | English Learners | 0% |
| Hispanic | 0% | With Disabilities | 17% |
| Asian | 0% | Homeless | 0% |
| American Indian | 0% | | |
| Two or More Races | 1% | | |
| Pacific Islander | 0% | | |

School Environment



The **5Essentials Survey** allows students in grades 6-12 and all teachers to share their perspectives on essential conditions for learning. The anonymous survey consists of 5 components.

- Most implementation
- More implementation
- Average implementation
- Less implementation
- Least implementation
- Not Applicable/Low Response

Response Rates

| | |
|----------|-----|
| Students | 90% |
| Teachers | 75% |

Average Effective Leaders

Do principals and teachers implement a shared vision for success?

Less Collaborative Teachers

Do teachers collaborate to promote professional growth?

Average Ambitious Instruction

Are the classes challenging and engaging?

More Supportive Environment

Is the school safe, demanding, and supportive?

Average Involved Families

Does the entire staff build strong external relationships?

College Readiness

Ready for College Coursework

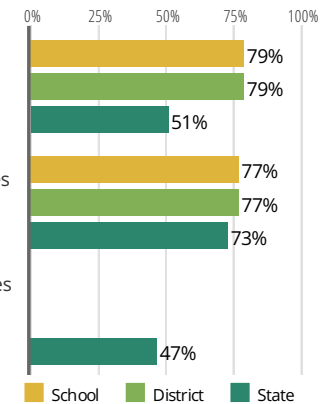
Students who meet or exceed ACT college readiness benchmarks

Postsecondary Enrollment

Students who enroll at colleges and universities

Postsecondary Remediation (lower is better)

Students enrolled in Illinois community colleges who require remedial coursework





SPOON RIVER VALLEY SR HIGH SCH

School Highlights

Academic Courses

Agriculture Science, Art, Business, Choir, Composition, Industrial Technology, Mathematics-Other, Psychology, Spanish I, Spanish I-II, Spanish I-III, Spanish I-IV, Speech-Other

Career Development Courses and Programs

Accounting II, Accounting I, Agricultural Business Management, Agricultural Mechanics and Technology, Basic Agricultural Science, Basic Horticultural Science, Business and Technology Concepts, Cabinetmaking & Millwork I, Cabinetmaking & Millwork II, Computer Concepts and Software Applications, Introduction to Technology and Engineering (Industrial), Introduction to the Agricultural Industry, Machine Shop Technology I, Machine Shop Technology II, Natural Resources Conservation and Management,...

Physical Education, Health and Wellness

Athletics

Boy's Baseball, Boy's Basketball, Boy's Football, Boy's Golf, Boy's Track & Field, Girl's Basketball, Girl's Competitive Cheerleading, Girl's Competitive Dance, Girl's Golf, Girl's Softball, Girl's Track & Field, Girl's Volleyball

Other Programs and Activities

Art Club, Drama/Theatre, Forensics/Speech Teams, Scholastic Bowl, Yearbook Club

School Personnel Resources

Special Education Teacher

School Awards

US News and World Report Bronze

Facilities

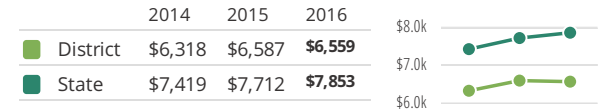
FOR MORE INFORMATION

Visit IllinoisReportCard.com to see additional details about each item of information for this school. There you will find charts spanning multiple years, detailed explanations, resources, more of the school's programs and activities, and powerful tools that let you dig deeper into data.

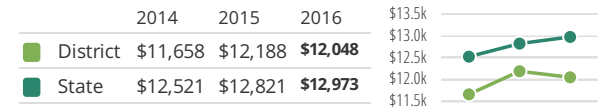
Most of this data has been collected by ISBE from school districts through data systems. Some information, such as the School Highlights, is entered directly by principals and can be updated throughout the year.

District Finance

Instructional Spending per Pupil includes only the activities directly dealing with the teaching of students or the interaction between teachers and students.



Operational Spending per Pupil includes all costs for overall operations in this school's district, including Instructional Spending, but excluding summer school, adult education, capital expenditures, and long-term debt payments.



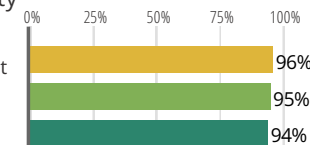
Educator Measures

This school has had **1 principal(s)** over the past 6 years. In the last three years, an average of **95% of teachers** return to this school each year.

Student Attendance and Mobility


Attendance Rate

Rate at which students are present at school, not including excused or unexcused absences



Chronic Truancy Rate

Percentage of students who have been absent without valid reasons for 5% or more of regular school days



Student Mobility

Percentage of students who transfer in or out of the school during the school year, not including graduates

